

IDBI FUNDS

October 2017

Equity Market Overview

September was an eventful month for the Indian equity markets as they touched a new life-time high before witnessing a large correction towards the end of the month. The Nifty and Sensex touched new highs of 10,179 and 32686 but closed the month lower at 9788(-1.3%) and 31284(-1.4%) respectively. The correction could largely be attributed to a sell-off in the Emerging markets sparked by global tensions between North Korea and the USA and China's Downgrade by S&P. Another trigger was US Federal Reserve's signal of starting its balance sheet normalization process from October. Indian benchmark indices underperformed most other global indices like Nikkei, Nasdaq and Dow.

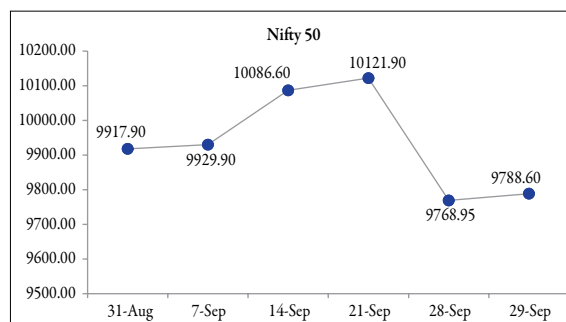
Among the sectors, Healthcare, Metals and Auto were the key outperformers while FMCG and Realty were the main laggards. Dr Reddy's Laboratories (+15%), Coal India (+14%) and Bajaj Auto (+10%) were the top gainers in the BSE-30 Index while Bharti Airtel (-9%), SBI (-9%) and ITC (-8%) were the top losers.

GDP growth for India in FY18 started on a weak note as in first quarter GDP dipped to a 13-quarter low of 5.7%, sharply down from 7.9% in the corresponding period last year. Sequentially too, GDP growth dipped from 6.1% in last quarter of FY17. The biggest drag on economic growth was almost flat growth in manufacturing. Manufacturing growth collapsed to 1.2% in Q1FY18 from a healthy 10.7% in the same quarter last year. Inventory drawdown ahead of GST implementation is likely to have impacted manufacturing growth.

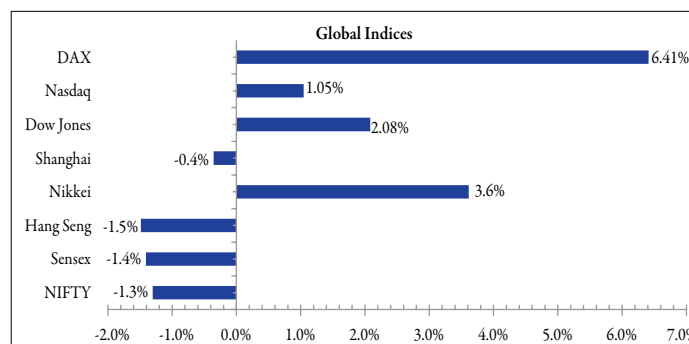
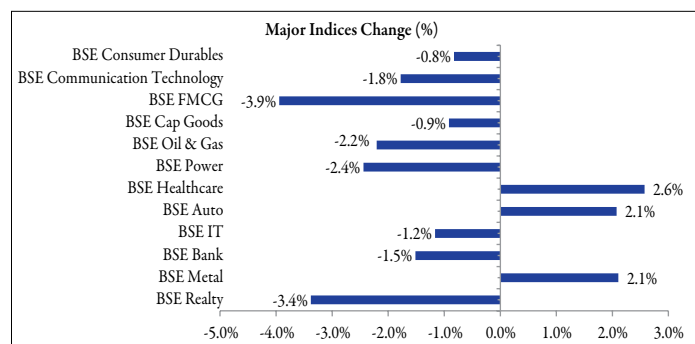
IIP rose 1.2% YoY in July 2017, up from -0.1% in the previous month. The pick-up was on account of higher mining output and electricity production. Mining output rose 4.8% YoY, up from 0.4% in the previous month, while electricity production rose 6.5% YoY, up from 2.1% in the previous month. Manufacturing growth continued to remain sluggish, rising 0.1% YoY, after a 0.5% fall in the previous month. Infrastructure and construction goods grew 3.7% YoY, possibly reflecting higher steel output led by exports. Consumer non-durables grew 3.4% while consumer durables declined 1.3% YoY, reflecting the impact of GST-linked pre-purchases by consumers and destocking by distributors.

CPI inflation rose to 3.4% in August 2017, up from 2.4% in the previous month. Prices of pulses, which have been a contributor to disinflation, are stabilizing as the government has curbed pulses imports following protests from farmers. Core inflation (inflation excluding food and fuel) rose to 4.5% up from 3.96% in the previous month. Headline WPI at 3.2% in August was sharply higher than July's reading of 1.9%. The increase in WPI, as was the case with retail inflation, is led by food and fuel prices.

After a rise in the month of August, Crude Oil prices increased sharply in September as Brent Crude gained 7.5% to close the month at \$56.79/bbl. The rupee depreciated by 2.14% during the month against the dollar to close at 65.56/USD largely on the back of capital outflow from the country.



Source for Graph: Bloomberg



Source for Graphs: Bloomberg

Fixed Income Overview

MACRO Economic Data for the month:

	As on 31/08/2017	As on 29/09/2017
10 years Gsec	6.53%	6.66%
5 years Corp bonds	7.10%	7.14%
3 months Tbill	6.09%	6.07%
3 months Cd	6.15%	6.14%
Brent Crude \$	52.38	57.54
Inflation – CPI	2.36%	3.36%
Rupee = USD	63.91	65.28

Source: Thomson Reuters & Internal Research

Highlights of RBI policy on October 04, 2017 :

- The Monetary Policy Committee (MPC) kept the policy repo rate unchanged at 6.00%
- The committee, however, maintained its “Neutral” stance on monetary policy.
- The RBI expects inflation to be in range of 4.2%-4.6% in second half of FY 18
- It highlighted upside risks related to farm loan waivers by States which may result in possible fiscal slippages and undermine the quality of public spending, thereby exerting pressure on prices and States’ implementation of the salary and allowances award. An increase by States similar to that by the Centre could push up headline inflation by about 100 basis points above the baseline over 18-24 months.
- The projection of real GVA growth for 2017-18 has been revised down to 6.7 per cent from the August 2017 projection of 7.3 per cent, with risks evenly balanced.

The major macro events during the month:

Inflation and IIPs :

Both CPI and WPI inflation continued to jump sharply in Aug'17.

CPI inflation in August rises to 3.36% YoY (Jul: 2.36%), Core (ex. food & fuel) also jumped to 4.36% YoY (Jul: 3.8 %). This was partly driven by rise in vegetable prices and partly due to base effect. Core was higher due to rise in housing inflation and miscellaneous (mainly services). CPI is further expected to rise in coming months.

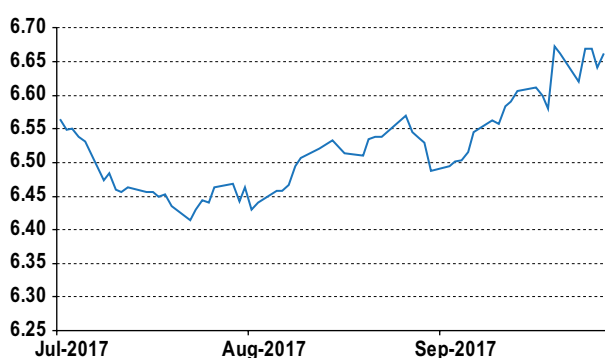
August WPI inflation rises to 3.24% YoY (Jul: 1.88%). Food inflation continued to be a major factor contributing to this jump. Fuel and power noted acceleration due to increase in prices of petrol & diesel.

July IIP rose to 1.2% YoY after 0.2% contraction in June. Manufacturing activity still remained sluggish at 0.1% whereas mining activity jumped to 4.8% largely on back of favorable base effect.

Trade Deficit

India's real GVA growth for Q1FY18 fell sharply to 5.6% compared to 7.6% in Q1FY17 mainly on account of disappointing Manufacturing growth of 1.2% (down from 10.7%). Agriculture growth stood at 2.3% compared to 2.5%. Services sector also registered a slowdown with growth of 8.1% as compared to 7.4%.

10 Year Gsec movement for the past 3 months



Rupee movement for the past 3 months



Source for Graphs: Internal Research

The content of the articles in Equity Market Overview & Fixed Income Overview represent the opinions of our Fund Management/Research team. Nothing contained herein is intended as investment advice or recommendations for specific investment decisions, and you should not rely on it as such. Information and analysis above are derived from various sources and using methods believed to be reliable, but we do not assume responsibility and liability for any consequence of the investment decision taken by you based on this analysis. Investment decision taken by readers to this article will be at their sole discretion. The purpose of this article is intended to be used as an educational discussion of the issues involved. This is not to be construed as a solicitation to buy or sell securities.

HOW TO READ FACTSHEET?

Fund Manager:

An employee of the asset management company such as a mutual fund or life insurer, who manages investments of the scheme. He is usually part of a larger team of fund managers and research analysts.

Application Amount for Fresh Subscription:

This is the minimum investment amount for a new investor in a mutual fund scheme.

Minimum Additional Amount:

This is the minimum investment amount for an existing investor in a mutual fund scheme.

Yield to Maturity:

The Yield to Maturity or the YTM is the rate of return anticipated on a bond if held until maturity. YTM is expressed as an annual rate. The YTM factors in the bond's current market price, par value, coupon interest rate and time to maturity.

SIP:

SIP of systematic investment plan works on the principle of making periodic investments of a fixed sum. It works similar to a recurring bank deposits. For instance, an investor may opt for an SIP that invest Rs. 500 every 15th of the month in an equity fund for a period of three years.

NAV:

The NAV or the net asset value is the total asset value per unit of the mutual fund after deducting all related and permissible expenses. The NAV is calculated at the end of every business day. It is the value at which the investor enters or exits the mutual fund.

Benchmark:

A group of securities, usually a market index, whose performance is used as a standard or benchmark to measure investment performance of mutual funds, among other investments. Some typical benchmarks include the Nifty, Sensex, BSE200, BSE500, 10-Year G-Sec.

Entry Load:

A mutual fund may have a sales charge or load at the time of entry and/or exit to compensate the distributor/agent. Entry load is charged at the time an investor purchases the units of a mutual fund. The entry load is added to the prevailing NAV at the time of investment. For instance, if the NAV is Rs. 100 and the entry load is 1%, the investor will enter the fund at Rs. 101.

Note: SEBI, vide circular dated June 30, 2009 has abolished entry load and mandated that the upfront commission to distributors will be paid by the investor directly to the distributor, based on his assessment of various factors including the service rendered by the distributor.

Exit Load:

Exit load is charged at the time an investor redeems the units of a mutual fund. The exit load is deducted from the prevailing NAV at the time of redemption. For instance, if the NAV is Rs. 100 and the exit load is 1%, the redemption price would be Rs. 99 per unit.

Modified Duration:

Modified duration is the price sensitivity and the percentage change in price for a unit change in yield.

Standard Deviation:

Standard deviation is a statistical measure of the range of an investment's performance. When a mutual fund has a high standard deviation, it means its range of performance is wide, implying greater volatility.

Sharpe Ratio:

The Sharpe Ratio, named after its founder, the Nobel Laureate William Sharpe, is a measure of risk-adjusted returns. It is calculated using standard deviation and excess return to determine reward per unit of risk.

Beta Ratio:

Beta is a measure of an investment's volatility vis-a-vis the market. Beta of less than 1 means that the security will be less volatile than the market. A beta of greater than 1 implies that the security's price will be more volatile than the market.

AUM:

AUM or assets under management refers to the recent / updated cumulative market value of investments managed by a mutual fund or any investment firm.

Holdings:

The holdings or the portfolio is a mutual fund's latest or updated reported statement of investments / securities. These are usually displayed in terms of percentage to net assets or the rupee value or both. The objective is to give investors an idea of where their money is being invested by the fund manager.

Nature of Scheme:

The investment objective and underlying investments determine the nature of the mutual fund scheme. For instance, a mutual fund that aims at generating capital appreciation by investing in stock markets is an equity fund or growth fund. Likewise, a mutual fund that aims at capital preservation by investing in debt markets is a debt fund or income fund. Each of these categories may have sub-categories.

Rating Profile:

Mutual funds invest in securities after evaluating their creditworthiness as disclosed by the ratings. A depiction of the mutual fund in various investments based on their ratings becomes the rating profile of the fund. Typically, this is a feature of debt funds.

Total Expense Ratio:

The Expenses of a mutual fund include management fees and all the fees associated with the fund's daily operations. Expense Ratio refers to the annual percentage of fund's assets that is paid out in expenses.

Average Maturity:

The average time of maturity of all the debt securities held in a portfolio. It states the weighted average maturity of the assets in the portfolio.

Portfolio Yield:

The income return on an investment. This refers to the interest or dividends received from a security and are usually expressed annually as a percentage based on the investment's cost, its current market value or its face value.

Risk Free Return:

The theoretical rate of return attributed to an investment with zero risk. The risk-free rate represents the interest on an investor's money that he or she would expect from an absolutely risk-free investment over a specified period of time.

Tracking Error:

The divergence between the price behavior of a position or portfolio and the price behavior of a benchmark.

Portfolio Turnover Ratio:

This is a measure of the fund's trading activity, which is computed by taking the lesser of purchases or sales (excluding all securities with maturities of less than one year) and dividing by average monthly net assets.

IDBI Equity Advantage Fund (IEAF)

(An open-ended Equity Linked Savings scheme (ELSS) offering Income Tax benefits under Section 80C of the IT Act, 1961)

Scheme Features

Investment objective:

The Scheme will seek to invest predominantly in a diversified portfolio of equity and equity related instruments with the objective to provide investors with opportunities for capital appreciation and income along with the benefit of income-tax deduction (under section 80C of the Income-tax Act, 1961) on their investments. Investments in this scheme would be subject to a statutory lock-in of 3 years from the date of allotment to be eligible for income-tax benefits under Section 80C. There can be no assurance that the investment objective under the scheme will be realized.

Fund Manager:	Total Experience: Over 36 Years
Mr. V. Balasubramanian	(Managing the Scheme since inception)

Inception Date:

10th September, 2013

Benchmark:

S&P BSE 200 Index

NAV as on 29th September 2017 (₹ per unit):

	Regular	Direct
Growth	24.56	25.52
Dividend	18.79	19.65

Monthly Average AUM:

₹ 663.60 Crs.

AUM as on 30th September 2017:

₹ 642.88 Crs.

Expense Ratio: (Weighted Average for the month)

Regular : 2.8898%
Direct : 1.0981%

Expense ratio is inclusive of service tax on management fees.

Quantitative Measures:

Standard Deviation : 3.8241%
Beta : 0.8026
Sharpe Ratio : 0.1540
Portfolio Turnover Ratio^^ : 0.31

Risk free rate: Overnight MIBOR (6.05% as on 29/09/2017). Source: FIMMDA.
Ratios calculated on monthly 3 years data point.

^^ Lower of Purchase or Sale for one year/average AUM for one year.

Load Structure:

Entry Load : Not Applicable

Exit Load (for Lumpsum & SIP) : Nil. Investment under the scheme is subject to a lock-in period of 3 Years.

Dividend History (Face Value: ₹ 10/- Per Unit)

Record Date	Individual / HUF (₹ Per Unit)	Others (₹ Per Unit)	Cum Dividend NAV* (in ₹)	Ex Dividend NAV (in ₹)
-------------	----------------------------------	------------------------	-----------------------------	---------------------------

IDBI Equity Advantage Fund - Dividend (Regular Plan)

25th September, 2017	1.5000	1.5000	20.34	18.82
26th September, 2016	1.0000	1.0000	19.30	18.36
15th September, 2015	1.4000	1.4000	19.03	17.52

IDBI Equity Advantage Fund - Dividend (Direct Plan)

25th September, 2017	1.5000	0.0000	21.21	19.68
26th September, 2016	1.0000	0.0000	19.78	18.84
15th September, 2015	1.4000	1.4000	19.32	17.81

Past performance may or may not be sustained in the future. After the payment of dividend, the per unit NAV of the Dividend option of the Scheme will fall to the extent of the dividend payout and statutory levy, if any. All dividend distribution is subject to availability of distributable surplus on the record date and will be at the discretion of IDBI Asset Management Ltd. and IDBI MF Trustee Company Ltd. For complete dividend history including daily dividend history, please refer to our website.

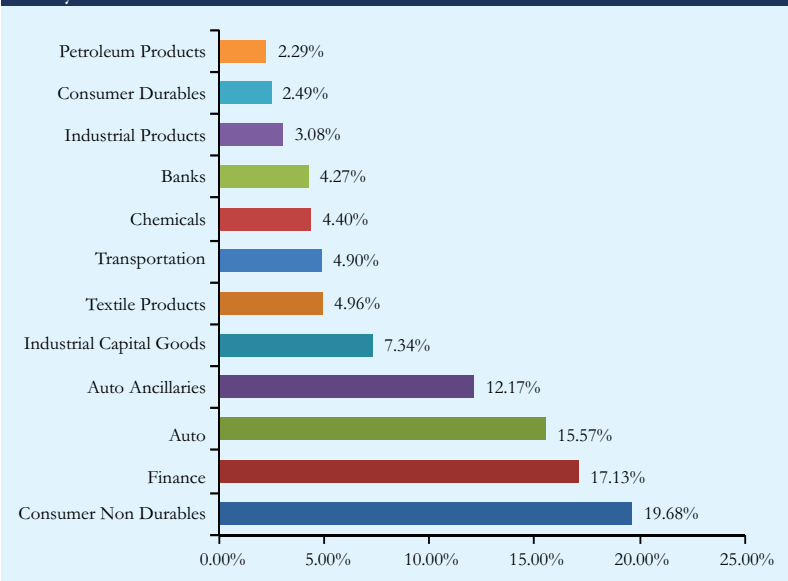
* NAV of the record date.

Portfolio as on 30/09/2017

Security Name	% to Net Assets*	Security Name	% to Net Assets*
DEBENTURES	0.03	Colgate Palmolive (India) Ltd.	3.35
Blue Dart Express Ltd.	0.03	Nestle India Ltd.	3.10
EQUITY & EQUITY RELATED	98.24	Bosch Ltd.	3.09
TVS Motor Co. Ltd.	8.72	Cummins India Ltd.	3.08
Eicher Motors Ltd.	6.85	Thermax Ltd.	3.00
Cholamandalam Investment and Finance Co. Ltd.	5.63	The Great Eastern Shipping Co. Ltd.	2.84
MRF Ltd.	5.27	United Breweries Ltd.	2.76
Gruh Finance Ltd.	4.96	CRISIL Ltd.	2.61
Page Industries Ltd.	4.96	Bata India Ltd.	2.49
Pidilite Industries Ltd.	4.40	GlaxoSmithkline Consumer Healthcare Ltd.	2.30
ABB India Ltd.	4.34	Castrol India Ltd.	2.29
VST Industries Ltd.	4.29	Blue Dart Express Ltd.	2.03
Kotak Mahindra Bank Ltd.	4.27	CBLO	1.93
Sundaram Finance Ltd.	3.93	Cash & Cash Receivables	(0.19)
Asian Paints Ltd.	3.88	TOTAL	100.00
Wabco India Ltd.	3.81		

* Rounded off to the nearest two digits after the decimal point.

Industry Classification

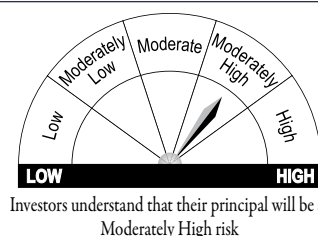


Product Label

This product is suitable for investors who are seeking*:

- Long term capital growth
- An Equity Linked Savings Scheme (ELSS) investing in equity and equity related instruments with the objective to provide investors with opportunities for capital appreciation and income along with the benefit of income-tax deduction (under section 80C of the Income-tax Act, 1961) on their investments, subject to a statutory lock-in of three years

Riskometer



*Investors should consult their financial advisors if in doubt about whether the product is suitable for them.

IDBI India Top 100 Equity Fund (IIT100EF)

(An open-ended growth scheme)

Scheme Features

Investment objective:

To provide investors with opportunities for long-term growth in capital through active management of a diversified basket of equity stocks, debt and money market instruments. The investment universe of the scheme will be restricted to equity stocks and equity related instruments of companies that are constituents of the Nifty 50 Index and the Nifty Next 50 Index comprising a total of 100 stocks. These two indices are collectively referred to as the Nifty100 Index. The equity portfolio will be well-diversified and actively managed to realize the scheme objective.

Fund Manager:

Mrs. Uma Venkatraman

Total Experience: Over 15 Years

(Managing the Scheme since 5th September 2017)

Inception Date:

15th May, 2012

Benchmark:

Nifty 100 Index

NAV as on 29th September 2017 (₹ per unit):

	Regular	Direct
Growth	23.37	24.29
Dividend	18.35	19.18

Monthly Average AUM:

₹ 455.77 Crs.

AUM as on 30th September 2017:

₹ 441.28 Crs.

Expense Ratio: (Weighted Average for the month)

Regular : 3.0689%

Direct : 1.1993%

Expense ratio is inclusive of service tax on management fees.

Quantitative Measures:

Standard Deviation : 3.8992%

Beta : 0.9381

Sharpe Ratio : 0.1189

Portfolio Turnover Ratio^^ : 0.93

Risk free rate: Overnight MIBOR (6.05% as on 29/09/2017). Source: FIMMDA.

Ratios calculated on monthly 3 years data point.

^^ Lower of Purchase or Sale for one year/average AUM for one year.

Load Structure:

Entry Load : Not Applicable

Exit Load : for Lumpsum -

1% for exit (Redemption Switch-out/Transfer/SWP) within 12 months from the date of allotment.

for SIP -

1% for exit (Redemption/Switch-out/Transfer/SWP) within 12 months from the date of allotment of each installment.

Dividend History

(Face Value: ₹ 10/- Per Unit)

Record Date	Individual / HUF (₹ Per Unit)	Others (₹ Per Unit)	Cum Dividend NAV* (in ₹)	Ex Dividend NAV (in ₹)
IDBI India Top 100 Equity Fund - Dividend (Regular Plan)				
31st May, 2017	1.0000	1.0000	19.15	18.16
30th May, 2016	1.0000	1.0000	16.67	15.69
25th May, 2015	1.0000	1.0000	18.18	17.15

IDBI India Top 100 Equity Fund - Dividend (Direct Plan)

31st May, 2017	1.0000	1.0000	19.86	18.86
30th May, 2016	1.0000	1.0000	17.04	16.06
25th May, 2015	1.0000	1.0000	18.44	17.41

Past performance may or may not be sustained in the future. After the payment of dividend, the per unit NAV of the Dividend option of the Scheme will fall to the extent of the dividend payout and statutory levy, if any. All dividend distribution is subject to availability of distributable surplus on the record date and will be at the discretion of IDBI Asset Management Ltd. and IDBI MF Trustee Company Ltd. For complete dividend history including daily dividend history, please refer to our website.

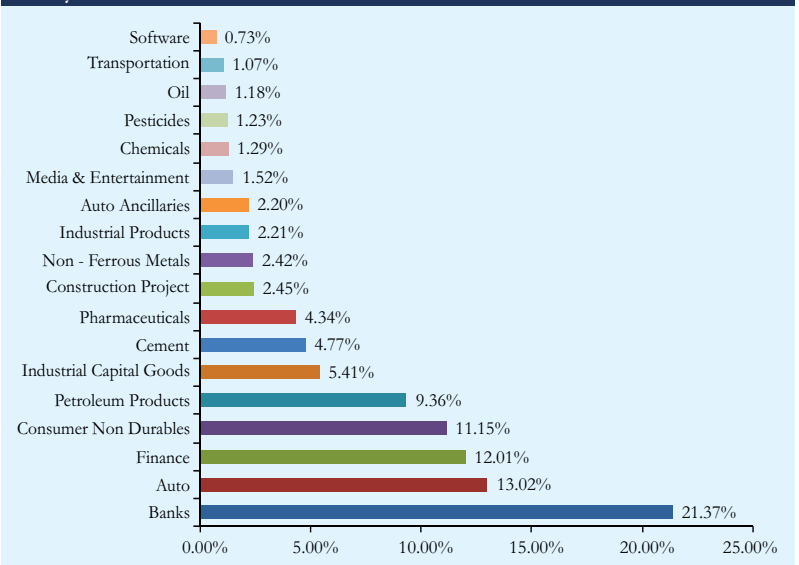
* NAV of the record date.

Portfolio as on 30/09/2017

Security Name	% to Net Assets*	Security Name	% to Net Assets*
EQUITY & EQUITY RELATED		97.74	
Maruti Suzuki India Ltd.	6.64	Shree Cements Ltd.	1.97
IndusInd Bank Ltd.	5.66	Hero Motocorp Ltd.	1.86
HDFC Bank Ltd.	4.87	State Bank of India Ltd.	1.81
Indian Oil Corp. Ltd.	4.72	Aurobindo Pharma Ltd.	1.72
Eicher Motors Ltd.	4.52	Bosch Ltd.	1.61
Indiabulls Housing Finance Ltd.	4.29	Bajaj Finserv Ltd.	1.53
Kotak Mahindra Bank Ltd.	3.82	Zee Entertainment Enterprises Ltd.	1.52
ITC Ltd.	3.61	Reliance Industries Ltd.	1.42
Housing Development Finance Corp. Ltd.	3.45	Pidilite Industries Ltd.	1.29
ICICI Bank Ltd.	3.23	UPL Ltd.	1.23
UltraTech Cement Ltd.	2.79	Oil & Natural Gas Corp. Ltd.	1.18
Bajaj Finance Ltd.	2.74	Godrej Consumer Products Ltd.	1.08
Piramal Enterprises Ltd.	2.62	Container Corporation of India Ltd.	1.07
ABB India Ltd.	2.54	Colgate Palmolive (India) Ltd.	0.98
Larsen & Toubro Ltd.	2.45	Dabur India Ltd.	0.97
Hindustan Zinc Ltd.	2.42	Bharat Petroleum Ltd.	0.85
Procter & Gamble Hygiene and Health Care Ltd.	2.41	HCL Technologies Ltd.	0.73
Hindustan Petroleum Corporation Ltd.	2.37	Siemens Ltd.	0.65
Bharat Electronics Ltd.	2.22	Motherson Sumi Systems Ltd.	0.59
Cummins India Ltd.	2.21	CBLO	0.45
Asian Paints Ltd.	2.09	Cash & Cash Receivables	1.81
Yes Bank Ltd.	1.99	TOTAL	100.00

* Rounded off to the nearest two digits after the decimal point.

Industry Classification



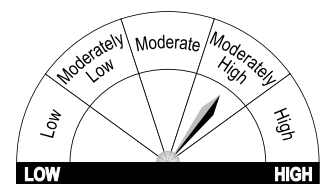
Disclaimer of IISL: The IDBI India Top 100 Equity Fund offered by IDBI Mutual Fund or its affiliates is not sponsored, endorsed, sold or promoted by India Index Services & Products Limited (IISL) and its affiliates. IISL and its affiliates do not make any representation or warranty, express or implied (including warranties of merchantability or fitness for particular purpose or use) and disclaims all liability to the owners of IDBI India Top 100 Equity Fund or any member of the public regarding the advisability of investing in securities generally or in the IDBI India Top 100 Equity Fund linked to Nifty 100 Index or particularly in the ability of the Nifty 100 Index to track general stock market performance in India. Please read the full Disclaimers in relation to the Nifty100 Index in the Scheme Information Document.

Product Label

This product is suitable for investors who are seeking*:

- Long term capital growth
- Investments in equity stocks and equity related instruments of companies that are constituents of Nifty100 Index

Riskometer



Investors understand that their principal will be at Moderately High risk

*Investors should consult their financial advisors if in doubt about whether the product is suitable for them.

IDBI Diversified Equity Fund (IDEF)

(An open-ended growth scheme)

Scheme Features

Investment objective:

To provide investors with opportunities for long-term growth in capital through investment in a diversified basket of equity stocks, debt and money market instruments. The equity portfolio will be well-diversified and actively managed to realize the Scheme objective. However, there can be no assurance that the investment objective of the scheme will be realized.

Fund Manager:

Mr. Ashish Mishra

Total Experience: Over 11 Years

(Managing the Scheme since 5th September 2017)

Inception Date:

28th March, 2014

Benchmark:

S&P BSE 500 Index

NAV as on 29th September 2017 (₹ per unit):

	Regular	Direct
Growth	19.52	20.19
Dividend	16.08	16.70

Monthly Average AUM:

₹ 440.49 Crs.

AUM as on 30th September 2017:

₹ 418.07 Crs.

Expense Ratio: (Weighted Average for the month)

Regular : 3.0092%

Direct : 0.9145%

Expense ratio is inclusive of service tax on management fees.

Quantitative Measures:

Standard Deviation : 3.5106%

Beta : 0.7691

Sharpe Ratio : 0.1212

Portfolio Turnover Ratio^^ : 0.30

Risk free rate: Overnight MIBOR (6.05% as on 29/09/2017). Source: FIMMDA.

Ratios calculated on monthly 3 years data point.

^^ Lower of Purchase or Sale for one year/average AUM for one year.

Load Structure:

Entry Load : Not Applicable

Exit Load : For Lumpsum -

1% for exit (Redemption/Switch-out/Transfer/SWP) within 12 months from the date of allotment.

For SIP -

1% for exit (Redemption/Switch-out/Transfer/SWP) within 12 months from the date of allotment of each installment.

Dividend History (Face Value: ₹ 10/- Per Unit)

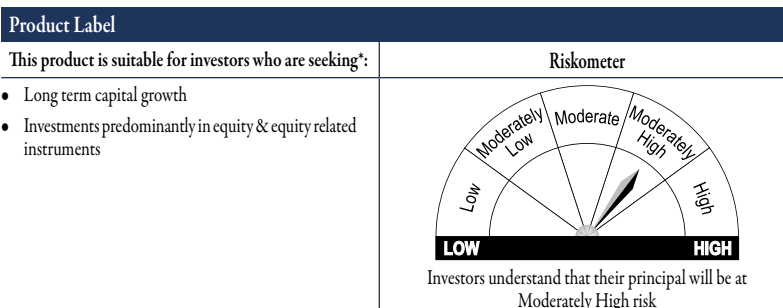
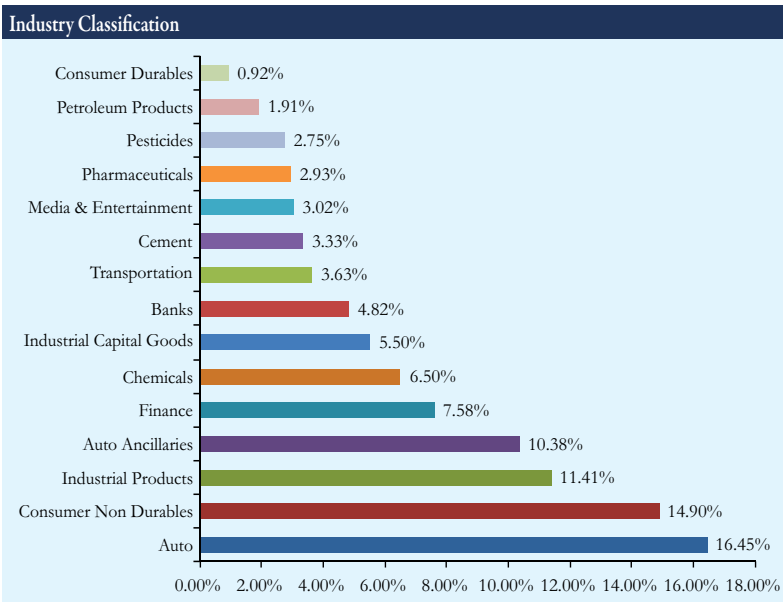
Record Date	Individual / HUF (₹ Per Unit)	Others (₹ Per Unit)	Cum Dividend NAV* (in ₹)	Ex Dividend NAV (in ₹)
IDBI Diversified Equity Fund - Dividend (Regular Plan)				
25th September, 2017	1.2000	1.2000	17.21	16.04
26th September, 2016	1.0000	1.0000	16.98	16.01
25th May, 2015	1.0000	1.0000	16.79	15.74
IDBI Diversified Equity Fund - Dividend (Direct Plan)				
25th September, 2017	1.2000	0.0000	17.81	16.65
26th September, 2016	1.0000	0.0000	17.25	16.27
25th May, 2015	1.0000	1.0000	16.89	15.84

Past performance may or may not be sustained in the future. After the payment of dividend, the per unit NAV of the Dividend option of the Scheme will fall to the extent of the dividend payout and statutory levy, if any. All dividend distribution is subject to availability of distributable surplus on the record date and will be at the discretion of IDBI Asset Management Ltd. and IDBI MF Trustee Company Ltd. For complete dividend history including daily dividend history, please refer to our website.

* NAV of the record date.

Portfolio as on 30/09/2017			
Security Name	% to Net Assets*	Security Name	% to Net Assets*
DEBENTURES	0.01	Lakshmi Machine Works Ltd.	1.98
Blue Dart Express Ltd.	0.01	Bosch Ltd.	1.82
EQUITY & EQUITY RELATED	96.02	VST Industries Ltd.	1.56
Hindustan Unilever Ltd.	4.91	Blue Dart Express Ltd.	1.54
BASF India Ltd.	4.13	Grindwell Norton Ltd.	1.41
Eicher Motors Ltd.	4.11	Schaeffler India Ltd. (Old Name FAG Bearings India Ltd.)	1.40
Kotak Mahindra Bank Ltd.	4.08	Force Motors Ltd.	1.35
TVS Motor Co. Ltd.	3.93	Procter & Gamble Hygiene and Health Care Ltd.	1.34
Hero Motocorp Ltd.	3.61	ABB India Ltd.	1.27
Mahindra & Mahindra Ltd.	3.45	SKF India Ltd.	1.27
Shree Cements Ltd.	3.33	Elantas Beck India Ltd.	1.23
Gillette India Ltd.	3.28	Bajaj Finance Ltd.	1.18
Wabco India Ltd.	3.05	Sundaram Finance Ltd.	1.11
PVR Ltd.	3.02	Berger Paints India Ltd.	1.08
ABBOTT India Ltd.	2.93	Indian Oil Corpn. Ltd.	1.06
Bharat Forge Ltd.	2.82	Greaves Cotton Ltd.	0.97
Bayer Cropscience Ltd.	2.75	Goodyear India Ltd.	0.94
Britannia Industries Ltd.	2.73	Hawkins Cookers Ltd.	0.92
Cholamandalam Investment and Finance Co. Ltd.	2.64	Castrol India Ltd.	0.85
CRISIL Ltd.	2.64	IndusInd Bank Ltd.	0.74
Exide Industries Ltd.	2.46	Orient Refractories Ltd.	0.08
Pidilite Industries Ltd.	2.38	CBLO	3.28
Thermax Ltd.	2.25	Cash & Cash Receivables	0.69
Cummins India Ltd.	2.21	TOTAL	100.00
MRF Ltd.	2.11		
The Great Eastern Shipping Co. Ltd.	2.08		

* Rounded off to the nearest two digits after the decimal point.



*Investors should consult their financial advisors if in doubt about whether the product is suitable for them.

IDBI Nifty Index Fund (INIF)

(An open-ended passively managed equity scheme tracking the Nifty 50 Index [Total Returns Index])

Scheme Features

Investment objective:

The investment objective of the scheme is to invest only in and all the stocks comprising the Nifty 50 Index in the same weights of these stocks as in the Index with the objective to replicate the performance of the Total Returns Index of Nifty 50 Index. The scheme may also invest in derivatives instruments such as Futures and Options linked to stocks comprising the Index or linked to the Nifty 50 Index. The scheme will adopt a passive investment strategy and will seek to achieve the investment objective by minimizing the tracking error between the Nifty 50 Index (Total Returns Index) and the Scheme.

Fund Manager:	Total Experience: Over 15 Years
Mrs. Uma Venkatraman	(Managing the Scheme since 5th September 2017)

Inception Date:

25th June, 2010

Benchmark:

Nifty 50 Index-TRI (Total Returns Index)

NAV as on 29th September 2017 (₹ per unit):

	Regular	Direct
Growth	18.1495	18.8163
Dividend	17.3075	17.9451

Monthly Average AUM:

₹ 216.54 Crs.

AUM as on 30th September 2017:

₹ 217.34 Crs.

Expense Ratio: (Weighted Average for the month)

Regular : 1.9953%
Direct : 0.6973%

Expense ratio is inclusive of service tax on management fees.

Quantitative Measures:

Portfolio Turnover Ratio^^ : 0.58
Tracking Error : 0.2692%

Annualised tracking error for last 12 month's period.

^^ Lower of Purchase or Sale for one year/average AUM for one year.

Load Structure:

Entry Load : Not Applicable

Exit Load (for Lumpsum & SIP) : Nil

Dividend History (Face Value: ₹ 10/- Per Unit)

Record Date	Individual / HUF (₹ Per Unit)	Others (₹ Per Unit)	Cum Dividend NAV* (in ₹)	Ex Dividend NAV (in ₹)
IDBI Nifty Index Fund - Dividend (Regular Plan)				
14th October, 2010	0.4000	0.4000	11.5740	10.9628
31st August, 2010	0.1200	0.0000	10.2883	10.2886

Past performance may or may not be sustained in the future. After the payment of dividend, the per unit NAV of the Dividend option of the Scheme will fall to the extent of the dividend payout and statutory levy, if any. All dividend distribution is subject to availability of distributable surplus on the record date and will be at the discretion of IDBI Asset Management Ltd. and IDBI MF Trustee Company Ltd. For complete dividend history including daily dividend history, please refer to our website.

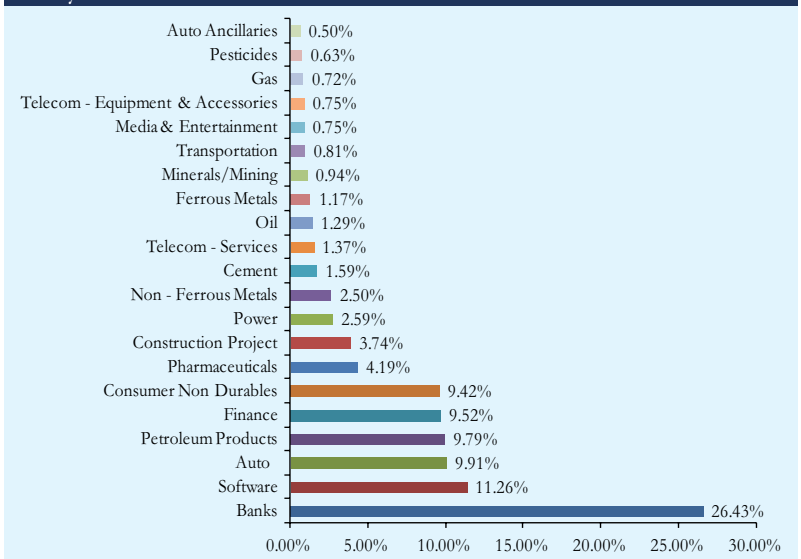
* NAV of the record date.

Portfolio as on 30/09/2017

Security Name	% to Net Assets*	Security Name	% to Net Assets*
EQUITY & EQUITY RELATED		99.86	
HDFC Bank Ltd.	9.71	TATA Steel Ltd.	1.17
Housing Development Finance Corp. Ltd.	7.37	Bajaj Auto Ltd.	1.12
Reliance Industries Ltd.	6.90	Bajaj Finance Ltd.	1.12
ITC Ltd.	5.85	Eicher Motors Ltd.	1.10
Infosys Ltd.	4.79	Indian Oil Corp. Ltd.	1.09
ICICI Bank Ltd.	4.72	UltraTech Cement Ltd.	1.07
Larsen & Toubro Ltd.	3.74	Indiabulls Housing Finance Ltd.	1.03
TATA Consultancy Services Ltd.	3.45	Bharat Petroleum Ltd.	0.98
Kotak Mahindra Bank Ltd.	3.24	Hindalco Industries Ltd.	0.94
Maruti Suzuki India Ltd.	2.82	Wipro Ltd.	0.94
State Bank of India Ltd.	2.51	Coal India Ltd.	0.94
Axis Bank Ltd.	2.30	Hindustan Petroleum Corp. Ltd.	0.82
IndusInd Bank Ltd.	2.24	Adani Ports and Special Economic Zone Ltd.	0.81
Hindustan Unilever Ltd.	2.23	CIPLA Ltd.	0.79
TATA Motors Ltd.	2.01	Tech Mahindra Ltd.	0.76
Yes Bank Ltd.	1.70	Zee Entertainment Enterprises Ltd.	0.75
Vedanta Ltd. (Old Name: Sesa Sterlite Ltd.)	1.55	Dr Reddys Laboratories Ltd.	0.75
Mahindra & Mahindra Ltd.	1.55	Bharti Infratel Ltd.	0.75
Sun Pharmaceuticals Industries Ltd.	1.48	GAIL (India) Ltd.	0.72
Bharti Airtel Ltd.	1.37	Lupin Ltd.	0.65
NTPC Ltd.	1.36	UPL Ltd.	0.63
Asian Paints Ltd.	1.34	Ambuja Cements Ltd.	0.52
HCL Technologies Ltd.	1.33	Aurobindo Pharma Ltd.	0.52
Hero Motocorp Ltd.	1.31	Bosch Ltd.	0.50
Oil & Natural Gas Corp. Ltd.	1.29	CBLO	0.56
Power Grid Corp. of India Ltd.	1.23	Cash & Cash Receivables	(0.42)
		TOTAL	100.00

* Rounded off to the nearest two digits after the decimal point.

Industry Classification



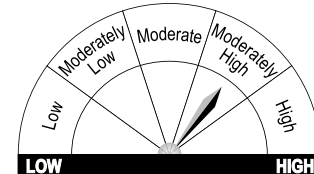
Disclaimer of IISL : The IDBI Nifty Index Fund offered by IDBI Mutual Fund or its affiliates is not sponsored, endorsed, sold or promoted by India Index Services & Products Limited (IISL) and its affiliates. IISL and its affiliates do not make any representation or warranty, express or implied (including warranties of merchantability or fitness for particular purpose or use) and disclaims all liability to the owners of IDBI Nifty Index Fund or any member of the public regarding the advisability of investing in securities generally or in the IDBI Nifty Index Fund linked to Nifty 50 Index or particularly in the ability of the Nifty 50 Index to track general stock market performance in India. Please read the full Disclaimers in relation to the Nifty 50 Index in the Scheme Information Document.

Product Label

This product is suitable for investors who are seeking*:

- Long Term growth in a passively managed scheme tracking Nifty 50 Index (TRI)
- Investments only in and all stocks comprising Nifty 50 Index in the same weight of these stocks as in Index with objective to replicate performance of Nifty 50 Index (TRI)

Riskmeter



Investors understand that their principal will be at Moderately High risk

*Investors should consult their financial advisors if in doubt about whether the product is suitable for them.

IDBI Nifty Junior Index Fund (INJIF)

(An open-ended passively managed equity scheme tracking the Nifty Next 50 Index (Total Returns Index))

Scheme Features

Investment objective:

The investment objective of the scheme is to invest only in and all the stocks comprising the Nifty Next 50 Index in the same weights of these stocks as in the Index with the objective to replicate the performance of the Total Returns Index of Nifty Next 50 Index. The scheme may also invest in derivatives instruments such as Futures and Options linked to stocks comprising the Index or linked to the Nifty Next 50 Index as and when the derivative products on the same are made available. The scheme will adopt a passive investment strategy and will seek to achieve the investment objective by minimizing the tracking error between the Nifty Next 50 Index (Total Returns Index) and the Scheme.

Fund Manager:	Total Experience: Over 15 Years
Mrs. Uma Venkatraman	(Managing the Scheme since 5th September 2017)

Inception Date:

20th September, 2010

Benchmark:

Nifty Next 50 Index-TRI (Total Returns Index)

NAV as on 29th September 2017 (₹ per unit):

	Regular	Direct
Growth	21.0061	21.8758
Dividend	21.0061	21.8758

Monthly Average AUM:

₹ 41.33 Crs.

AUM as on 30th September 2017:

₹ 40.74 Crs.

Expense Ratio: (Weighted Average for the month)

Regular : 1.9645%
Direct : 0.6664%

Expense ratio is inclusive of service tax on management fees.

Quantitative Measures:

Portfolio Turnover Ratio^^ : 0.42
Tracking Error : 0.4603%

Annualised tracking error for last 12 month's period.

^^ Lower of Purchase or Sale for one year/average AUM for one year.

Load Structure:

Entry Load : Not Applicable

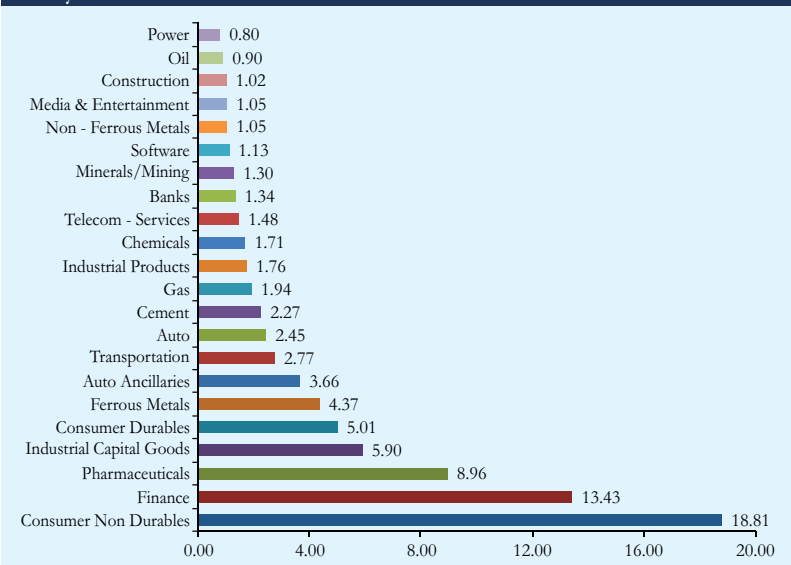
Exit Load (for Lumpsum & SIP) : Nil

Portfolio as on 30/09/2017

Security Name	% To Net Assets*	Security Name	% To Net Assets*
EQUITY & EQUITY RELATED		Divis Laboratories Ltd.	1.53
Bajaj Finserv Ltd.	4.36	Idea Cellular Ltd.	1.48
Motherson Sumi Systems Ltd.	3.66	Siemens Ltd.	1.48
JSW Steel Ltd.	3.61	Punjab National Bank Ltd.	1.34
Britannia Industries Ltd.	3.57	NMDC Ltd.	1.30
Titan Co. Ltd.	3.40	Glenmark Pharmaceuticals Ltd.	1.23
Godrej Consumer Products Ltd.	3.24	Oracle Financial Services Software Ltd.	1.13
Piramal Enterprises Ltd.	2.98	Procter & Gamble Hygiene and Health Care Ltd.	1.11
LIC Housing Finance Ltd.	2.66	Hindustan Zinc Ltd.	1.05
Ashok Leyland Ltd.	2.45	Sun TV Network Ltd.	1.05
Dabur India Ltd.	2.40	ABB India Ltd.	1.04
Shree Cements Ltd.	2.27	DLF Ltd.	1.02
Marico Ltd.	2.24	ICICI Prudential Life Insurance Co. Ltd.	1.02
Shriram Transport Finance Company Ltd.	2.14	Emami Ltd.	0.94
Container Corp. of India Ltd.	2.06	Oil India Ltd.	0.90
Colgate Palmolive (India) Ltd.	1.99	GlaxoSmithkline Consumer Healthcare Ltd.	0.83
Petronet LNG Ltd.	1.94	Torrent Pharmaceuticals Ltd.	0.82
Bharat Electronics Ltd.	1.79	NHPC Ltd.	0.80
Cummins India Ltd.	1.76	United Breweries Ltd.	0.77
Rural Electrification Corp. Ltd.	1.73	Steel Authority of India Ltd.	0.75
United Spirits Ltd.	1.71	GlaxoSmithkline Pharmaceuticals Ltd.	0.72
Pidilite Industries Ltd.	1.71	Interglobe Aviation Ltd.	0.70
Cadila Healthcare Ltd.	1.68	CBLO	2.54
Havells India Ltd.	1.60	Cash & Cash Receivables	14.36
Bharat Heavy Electricals Ltd.	1.59	TOTAL	100.00
Power Finance Corp. Ltd.	1.53		

* Rounded off to the nearest two digits after the decimal point.

Industry Classification



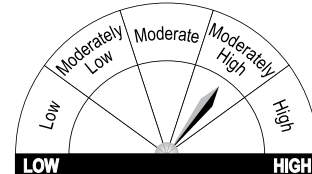
Disclaimer of IISL: The IDBI Nifty Junior Index Fund offered by IDBI Mutual Fund or its affiliates is not sponsored, endorsed, sold or promoted by India Index Services & Products Limited (IISL) and its affiliates. IISL and its affiliates do not make any representation or warranty, express or implied (including warranties of merchantability or fitness for particular purpose or use) and disclaims all liability to the owners of IDBI Nifty Junior Index Fund or any member of the public regarding the advisability of investing in securities generally or in the IDBI Nifty Junior Index Fund linked to Nifty Next 50 Index or particularly in the ability of the Nifty Next 50 Index to track general stock market performance in India. Please read the full Disclaimers in relation to the Nifty Next 50 Index in the Scheme Information Document.

Product Label

This product is suitable for investors who are seeking*:

- Long Term growth in a passively managed scheme tracking Nifty Next 50 Index (TRI)
- Investments only in and all stocks comprising Nifty Next 50 Index in the same weight of these stocks as in Index with objective to replicate performance of Nifty Next 50 Index (TRI)

Riskometer



Investors understand that their principal will be at Moderately High risk

*Investors should consult their financial advisors if in doubt about whether the product is suitable for them.

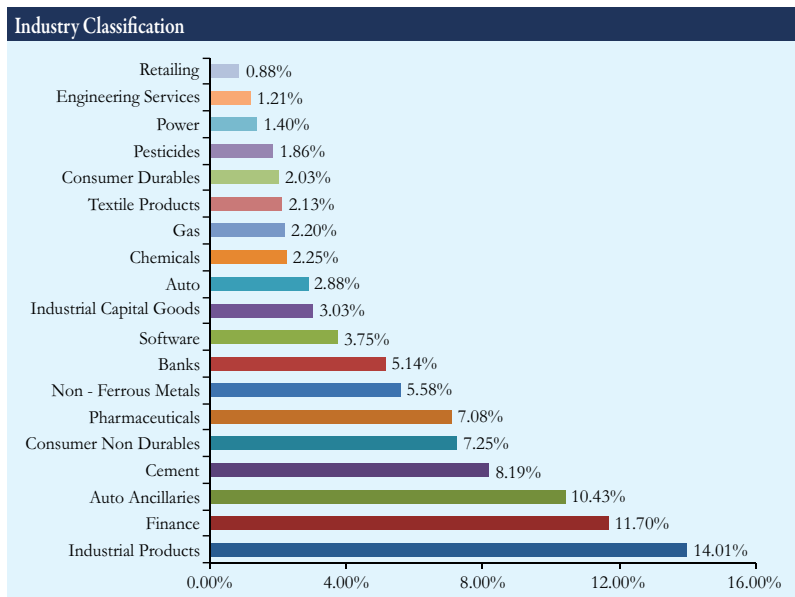
IDBI Midcap Fund (IMF)

(An open-ended equity scheme)

Scheme Features		
Investment objective:		
The objective of the scheme is to provide investors with the opportunities for long-term capital appreciation by investing predominantly in Equity and Equity related instruments of Midcap Companies. However there can be no assurance that the investment objective under the scheme will be realized.		
Fund Manager:	Total Experience: Over 11 Years	
Mr. Ashish Mishra	(Managing the Scheme since 5th September 2017)	
Inception Date:		
25th January 2017		
Benchmark:		
Nifty Free Float Midcap 100		
NAV as on 29th September 2017 (₹ per unit):		
	Regular	Direct
Growth	11.34	11.53
Dividend	11.34	11.53
Monthly Average AUM:		
₹ 272.61 Crs.		
AUM as on 30th September 2017:		
₹ 268.53 Crs.		
Expense Ratio: (Weighted Average for the month)		
Regular	: 3.1146%	
Direct	: 0.3915%	
Expense ratio is inclusive of service tax on management fees.		
Load Structure:		
Entry Load	: Not Applicable	
Exit Load	: 1% for exit within 12 months from the date of allotment.	

Portfolio as on 30/09/2017			
Security Name	% To Net Assets*	Security Name	% To Net Assets*
EQUITY & EQUITY RELATED			
Bajaj Finance Ltd.	93.01	Amara Raja Batteries Ltd.	1.32
Minda Industries Ltd.	3.41	Trident Ltd.	1.27
Procter & Gamble Hygiene and Health Care Ltd.	3.09	Gujarat State Petronet Ltd.	1.27
Shree Cements Ltd.	3.08	IDFC Bank Ltd.	1.26
TATA Elxsi Ltd.	2.77	Cadila Healthcare Ltd.	1.23
Vedanta Ltd. (Old Name: Sesa Sterlite Ltd.)	2.73	Navin Fluorine International Ltd.	1.22
Finolex Industries Ltd.	2.63	Finolex Cables Ltd.	1.21
RBL Bank Ltd.	2.40	VA Tech Wabag Ltd.	1.21
Motherson Sumi Systems Ltd.	2.27	Bosch Ltd.	1.15
Indiabulls Housing Finance Ltd.	2.26	Hindustan Copper Ltd.	1.14
Akzo Nobel India Ltd.	2.25	JK Tyre and Industries Ltd.	1.09
Grasim Industries Ltd.	2.22	Johnson Controls-Hitachi Air Conditioning India Ltd.	1.05
Aurobindo Pharma Ltd.	2.11	Vinati Organics Ltd.	1.03
Mahindra & Mahindra Financial Services Ltd.	1.93	Tech Mahindra Ltd.	1.02
Sterlite Technologies Ltd.	1.92	PI Industries Ltd.	0.99
AIA Engineering Ltd.	1.92	Strides Shasun Ltd.	0.99
Supreme Industries Ltd.	1.78	Carborundum Universal Ltd.	0.95
Bharat Financial Inclusion Ltd.	1.77	Gujarat Gas Ltd.	0.94
Dalmia Bharat Ltd.	1.77	Elgi Equipment Ltd.	0.93
National Aluminium Co. Ltd.	1.76	Trent Ltd.	0.88
Cummins India Ltd.	1.75	UPL Ltd.	0.87
PNB Housing Finance Ltd.	1.72	Himatsingka Seide Ltd.	0.86
Vijaya Bank	1.66	Timken India Ltd.	0.69
Sanofi India Ltd.	1.62	Kirloskar Oil Engines Ltd.	0.65
Siemens Ltd.	1.56	Century Plyboards (India) Ltd.	0.65
The Ramco Cements Ltd.	1.55	Zydus Wellness Ltd.	0.51
Endurance Technologies Ltd.	1.52	Aditya Birla Capital Ltd.	0.43
BEML Ltd.	1.48	Bajaj Electricals Ltd.	0.33
Escorts Ltd.	1.47	Housing & Urban Development Corp. Ltd.	0.28
CCL Products (India) Ltd.	1.43	7.5% Vendanta Redeemable Preference Shares	0.06
Force Motors Ltd.	1.40	CBLO	7.06
CESC Ltd.	1.40	Cash & Cash Receivables	(0.06)
Torrent Pharmaceuticals Ltd.	1.38	TOTAL	100.00

* Rounded off to the nearest two digits after the decimal point.



Disclaimer of IISL: The IDBI Midcap Fund offered by IDBI Mutual Fund is not sponsored, endorsed, sold or promoted by India Index Services & Products Limited (IISL). IISL does not make any representation or warranty, express or implied (including warranties of merchantability or fitness for particular purpose or use) and disclaims all liability to the owners of IDBI Midcap Fund or any member of the public regarding the advisability of investing in securities generally or in the IDBI Midcap Fund linked to Nifty Free Float Midcap 100 Index or particularly in the ability of the Nifty Free Float Midcap 100 Index to track general stock market performance in India. Please read the full Disclaimers in relation to the Nifty Free Float Midcap 100 Index in the Scheme Information Document.

Product Label	
This product is suitable for investors who are seeking*:	Riskometer
<ul style="list-style-type: none"> Long term capital growth Investment predominantly in equity & equity related instruments of Midcap companies 	<p>Investors understand that their principal will be at Moderately High risk</p>

*Investors should consult their financial advisors if in doubt about whether the product is suitable for them.

IDBI Small Cap Fund (ISF)

(An open-ended equity scheme)

Scheme Features

Investment objective:

The objective of the scheme is to provide investors with the opportunities for long-term capital appreciation by investing predominantly in Equity and Equity related instruments of Small Cap companies. However there can be no assurance that the investment objective under the Scheme will be realized.

Fund Manager:

Mrs. Uma Venkatraman

Total Experience: Over 15 Years

(Managing the Scheme since 5th September 2017)

Inception Date:

21st June 2017

Benchmark:

Nifty Smallcap 250 Index

NAV as on 29th September 2017 (₹ per unit):

	Regular	Direct
Growth	10.12	10.19
Dividend	10.12	10.19

Monthly Average AUM:

₹ 234.94 Crs.

AUM as on 30th September 2017:

₹ 233.00 Crs.

Expense Ratio: (Weighted Average for the month)

Regular : 2.9888%

Direct : 0.4087%

Expense ratio is inclusive of service tax on management fees.

Load Structure:

Entry Load : Not Applicable

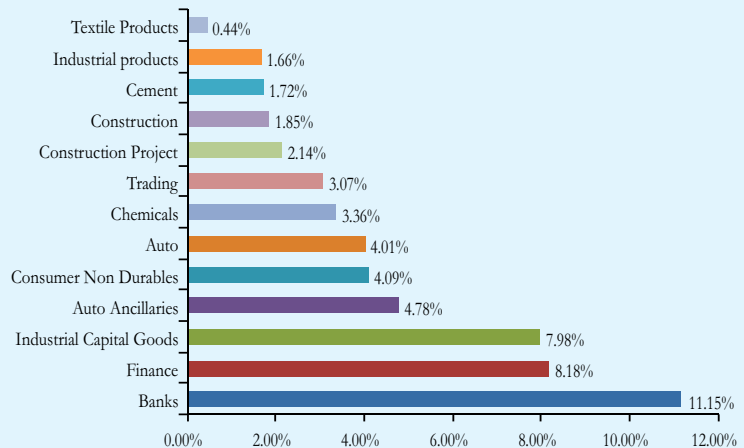
Exit Load : 1% for exit within 12 months from the date of allotment.

Portfolio as on 30/09/2017

Security Name	% To Net Assets*	Security Name	% To Net Assets*
EQUITY & EQUITY RELATED	54.42	Bajaj Auto Ltd.	1.33
IndusInd Bank Ltd.	3.97	Tata Global Beverages Ltd.	1.33
Kotak Mahindra Bank Ltd.	3.96	Exide Industries Ltd.	1.11
ABB India Ltd.	3.60	Goodyear India Ltd.	1.05
3M India Ltd.	3.07	Siemens Ltd.	1.02
Cholamandalam Investment and Finance Co. Ltd.	2.34	Sintex Plastics Technology Ltd.	0.98
Mahindra & Mahindra Financial Services Ltd.	2.30	Wabco India Ltd.	0.90
Voltas Ltd.	2.14	GNA Axles Ltd.	0.88
Kansai Nerolac Paints Ltd.	2.08	Sundaram Clayton Ltd.	0.84
Cochin Shipyard Ltd.	2.00	Force Motors Ltd.	0.81
Bajaj Finance Ltd.	1.89	Capacite Infraprojects Ltd.	0.74
V S T Tillers Tractors Ltd.	1.86	Hatsun Agro Product Ltd.	0.69
Vijaya Bank	1.86	INEOS Styrolution India Ltd.	0.68
JK Cement Ltd.	1.72	Ahluwalia Contracts (India) Ltd.	0.62
Camlin Fine Sciences Ltd.	1.71	Cera Sanitaryware Ltd.	0.49
TATA Chemicals Ltd.	1.66	Rajapalayam Mills Ltd.	0.44
Rural Electrification Corp. Ltd.	1.64	CBLO	47.90
City Union Bank Ltd.	1.35	Cash & Cash Receivables	(2.32)
Honeywell Automation India Ltd.	1.35	TOTAL	100.00

* Rounded off to the nearest two digits after the decimal point.

Industry Classification

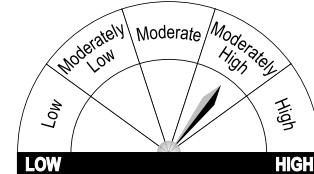


Product Label

This product is suitable for investors who are seeking*:

- Long term capital growth
- Investment predominantly in equity & equity related instruments of Small Cap companies

Riskometer



Investors understand that their principal will be at Moderately High risk

*Investors should consult their financial advisors if in doubt about whether the product is suitable for them.

IDBI Prudence Fund (IPF)

(An open-ended balanced scheme)

Scheme Features

Investment objective:

The investment objective of the scheme would be to generate opportunities for capital appreciation along with income by investing in a diversified basket of equity and equity related instruments, debt and money market instruments. However, there can be no assurance that the investment objective of the scheme will be realized.

Fund Managers:	Total Experience:
V. Balasubramanian (Equity Portion)	Over 36 Years (Managing the Scheme since inception)
Mr. Raju Sharma (Debt Portion)	Over 25 Years (Managing the Scheme since 3rd May, 2017)

Inception Date:

24th October 2016

Benchmark:

50% S&P BSE 500 Index + 50% CRISIL Composite Bond Fund Index

NAV as on 29th September 2017 (₹ per unit):

	Regular	Direct
Growth	11.5457	11.7223
Dividend	11.1460	11.3368

Monthly Average AUM:

₹ 440.97 Crs.

AUM as on 30th September 2017:

₹ 445.35 Crs.

Expense Ratio: (Weighted Average for the month)

Regular : 3.1508%
Direct : 1.0336%

Expense ratio is inclusive of service tax on management fees.

Quantitative Measures:

YTM : 7.21%
Average Maturity : 6.49 Years
Modified Duration : 4.48 Years

Load Structure:

Entry Load : Not Applicable
Exit Load : 1% for exit within 12 months from the date of allotment.
(for Lumpsum & SIP) No load on exit after the aforementioned period.

Dividend History (Face Value: ₹ 1000/- Per Unit)

Record Date	Individual / HUF (₹ Per Unit)	Others (₹ Per Unit)	Cum Dividend NAV* (in ₹)	Ex Dividend NAV (in ₹)
-------------	----------------------------------	------------------------	-----------------------------	---------------------------

IDBI Prudence Fund - Monthly Dividend (Regular Plan)

31st August, 2017	0.4000	0.4000	11.4882	11.1663
-------------------	--------	--------	---------	---------

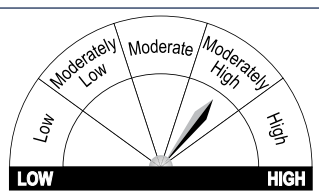
IDBI Prudence Fund - Monthly Dividend (Direct Plan)

31st August, 2017	0.4000	0.4000	11.6595	11.3395
-------------------	--------	--------	---------	---------

Past performance may or may not be sustained in the future. After the payment of dividend, the per unit NAV of the Dividend option of the Scheme will fall to the extent of the dividend payout and statutory levy, if any. All dividend distribution is subject to availability of distributable surplus on the record date and will be at the discretion of IDBI Asset Management Ltd. and IDBI MF Trustee Company Ltd. For complete dividend history including daily dividend history, please refer to our website.

* NAV of the record date.

Product Label

This product is suitable for investors who are seeking*:	Riskometer
<ul style="list-style-type: none"> Long term capital appreciation with income Investments in equity & equity related instruments as well as debt and money market instruments 	 <p>Investors understand that their principal will be at Moderately High risk</p>

*Investors should consult their financial advisors if in doubt about whether the product is suitable for them.

Portfolio as on 30/09/2017

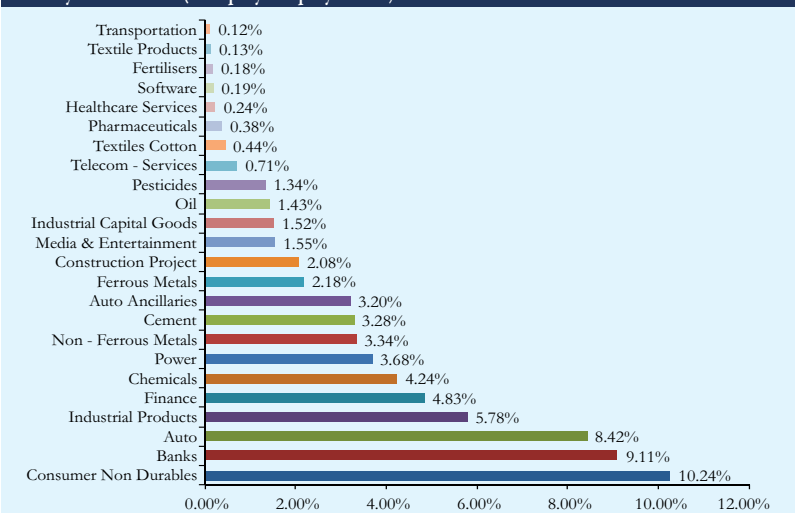
Issuer / Security Name	Rating	% To Net Assets*	Issuer / Security Name	Rating	% To Net Assets*
COMMERCIAL PAPER		1.11	Sintex Plastics Technology Ltd.	N.A	0.92
Reliance Home Finance Ltd.	ICRA A1+	1.11	Sun TV Network Ltd.	N.A	0.89
FIXED COUPON BONDS		11.47	ITC Ltd.	N.A	0.87
LIC Housing Finance Ltd.	CRISIL AAA	2.28	Heidelberg Ciment India Ltd.	N.A	0.83
Rural Electrification Corp. Ltd.	CRISIL AAA	2.25	JSW Energy Ltd.	N.A	0.83
Punjab National Bank Ltd.	IND AA+	2.24	Power Finance Corp. Ltd.	N.A	0.82
Bank of Baroda Ltd.	CRISIL AA+	2.22	TI Financial Holdings Ltd.		
ICICI Bank Ltd.	CARE AA+	1.35	(Formerly Tube Investment of India Ltd.)	N.A	0.76
Fullerton India Credit Co. Ltd.	CARE AAA	1.13	Timken India Ltd.	N.A	0.75
EQUITY & EQUITY RELATED		68.61	Century Textiles and Industries Ltd.	N.A	0.74
IDFC Bank Ltd.	N.A	3.24	Tata Communications Ltd.	N.A	0.71
Godrej Consumer Products Ltd.	N.A	3.15	Inox Leisure Ltd.	N.A	0.66
Yes Bank Ltd.	N.A	2.95	Hindustan Zinc Ltd.	N.A	0.66
Maruti Suzuki India Ltd.	N.A	2.69	Shree Cements Ltd.	N.A	0.65
Pidilite Industries Ltd.	N.A	2.68	Indiabulls Housing Finance Ltd.	N.A	0.63
TVS Motor Co. Ltd.	N.A	2.21	Tube Investments of India Ltd.		
JSW Steel Ltd.	N.A	2.18	(Formerly TI Financial Holdings Ltd.)	N.A	0.54
Dewan Housing Finance Corp. Ltd.	N.A	2.04	NCC Ltd.	N.A	0.54
Nestle India Ltd.	N.A	1.94	Siemens Ltd.	N.A	0.53
IndusInd Bank Ltd.	N.A	1.89	Indo Count Industries Ltd.	N.A	0.44
Bharat Forge Ltd.	N.A	1.85	Force Motors Ltd.	N.A	0.42
CESC Ltd.	N.A	1.81	TVS Srichakra Ltd.	N.A	0.42
Hero Motocorp Ltd.	N.A	1.70	Infrastructure Development Finance Co. Ltd.	N.A	0.40
Hindalco Industries Ltd.	N.A	1.62	Wockhardt Ltd.	N.A	0.38
Hindustan Unilever Ltd.	N.A	1.58	Fortis Healthcare Ltd.	N.A	0.24
Aarti Industries Ltd.	N.A	1.56	MindTree Ltd.	N.A	0.19
Larsen & Toubro Ltd.	N.A	1.54	LIC Housing Finance Ltd.	N.A	0.19
Godrej Industries Ltd.	N.A	1.45	Gujarat State Fertilizers And Chemicals Ltd.	N.A	0.18
Oil & Natural Gas Corp. Ltd.	N.A	1.43	Raymond Ltd.	N.A	0.13
Eicher Motors Ltd.	N.A	1.40	Interglobe Aviation Ltd.	N.A	0.12
UPL Ltd.	N.A	1.34	Kaveri Seed Co. Ltd.	N.A	0.05
Exide Industries Ltd.	N.A	1.25	FIXED DEPOSITS		1.66
Kansai Nerolac Paints Ltd.	N.A	1.19	IDBI Bank Ltd.	N.A	1.66
Jain Irrigation Systems Ltd.	N.A	1.17	GOV'T SECURITIES		11.86
Finolex Cables Ltd.	N.A	1.10	06.68 GOI 2031	SOV	5.97
Vedanta Ltd. (Old Name: Sesa Sterlite Ltd.)	N.A	1.06	06.79 GOI 2027	SOV	5.89
Birla Corp. Ltd.	N.A	1.05	CBLO		4.85
Reliance Infrastructure Ltd.	N.A	1.04	Cash & Cash Receivables		0.44
IDFC Bank Ltd.	N.A	1.03	TOTAL		100.00
Bharat Heavy Electricals Ltd.	N.A	0.99			
Sundram Fasteners Ltd.	N.A	0.99			

* Rounded off to the nearest two digits after the decimal point.

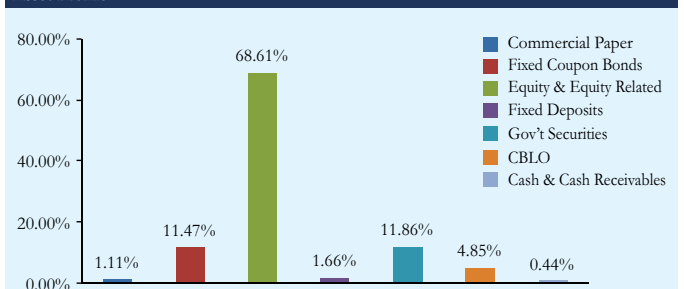
Fixed Deposits placed for margin purpose for Derivative Exposure

Total Outstanding exposure in Derivative Instruments as on September 30, 2017: Rs. 4326.25 (Market Value in Lakhs)

Industry Classification (for equity & equity related)



Asset Profile



IDBI Monthly Income Plan (IMIP)

(An open ended Income Scheme. Monthly Income is not assured and is subject to availability of distributable surplus)

Scheme Features

Investment objective:

The investment objective of the scheme would be to provide regular income along with opportunities for capital appreciation through investments in a diversified basket of debt instruments, equity and money market instruments.

Fund Manager:

Mr. Raju Sharma
(Debt Portion)

Total Experience:

Over 25 Years
(Managing the Scheme since 3rd May, 2017)

Mrs. Uma Venkatraman
(Equity Portion)

Over 15 Years
(Managing the Scheme since 5th September, 2017)

Inception Date:

7th March, 2011

Benchmark:

CRISIL MIP Blended Index

NAV as on 29th September 2017 (₹ per unit):

	Regular	Direct
Growth	15.9058	16.3923
Monthly Dividend	13.5431	12.0819
Quarterly Dividend	12.6662	11.0783

Monthly Average AUM:

₹ 25.07 Crs.

AUM as on 30th September 2017:

₹ 24.40 Crs.

Expense Ratio: (Weighted Average for the month)

Regular : 2.9410%

Direct : 1.6377%

Expense ratio is inclusive of service tax on management fees.

Quantitative Measures:

YTM : 7.66%

Average Maturity : 5.36 Years

Modified Duration : 3.07 Years

Portfolio Turnover Ratio^^ : 2.73

^^ Lower of Purchase or Sale for one year/average AUM for one year.

Load Structure:

Entry Load : Not Applicable

Exit Load : for Lumpsum -

1% for exit (New/Additional Purchase/Switch-out/Transfer/SWP) within 12 months from the date of allotment.

for SIP -

1% for exit (New/Additional Purchase/Switch-out/Transfer/SWP) within 12 months from the date of allotment of each installment.

Dividend History

(Face Value: ₹ 10/- Per Unit)

Record Date	Individual / HUF (₹ Per Unit)	Others (₹ Per Unit)	Cum Dividend NAV* (in ₹)	Ex Dividend NAV (in ₹)
IDBI Monthly Income Plan - Monthly Dividend (Regular Plan)				
26th December, 2013	0.0545	0.0522	10.2703	10.2166
25th November, 2013	0.0468	0.0448	10.2157	10.1493
25th July, 2013	0.0545	0.0522	10.2261	10.1763
IDBI Monthly Income Plan - Monthly Dividend (Direct Plan)				
25th September, 2017	0.0023	0.0000	12.0903	12.0823
28th August, 2017	0.0218	0.0000	12.1274	12.0838
25th July, 2017	0.0613	0.0000	12.1391	12.0669
IDBI Monthly Income Plan - Quarterly Dividend (Regular Plan)				
20th April, 2017	0.2516	0.2331	12.7928	12.4160
6th July, 2015	0.1150	0.1065	11.7568	11.5837
27th March, 2015	0.2385	0.2212	12.0213	11.7359
IDBI Monthly Income Plan - Quarterly Dividend (Direct Plan)				
29th September, 2014	0.1948	0.1866	11.5885	11.3330
17th April, 2014	0.0935	0.0896	10.8922	10.7753
3rd April, 2013	0.1839	0.1567	10.4314	10.2030

Past performance may or may not be sustained in the future. After the payment of dividend, the per unit NAV of the Dividend option of the Scheme will fall to the extent of the dividend payout and statutory levy, if any. All dividend distribution is subject to availability of distributable surplus on the record date and will be at the discretion of IDBI Asset Management Ltd. and IDBI MF Trustee Company Ltd. For complete dividend history including daily dividend history, please refer to our website.

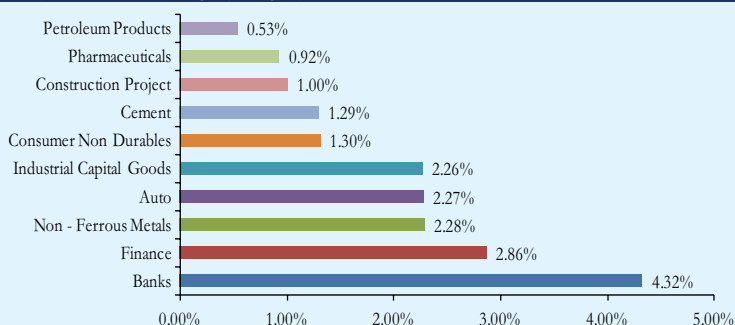
* NAV of the record date.

Portfolio as on 30/09/2017

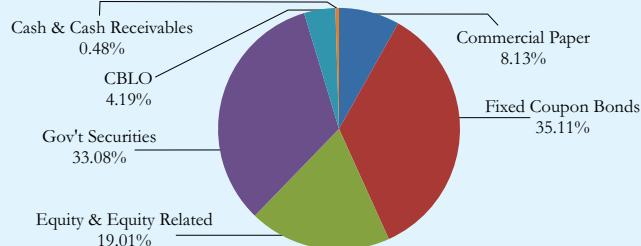
Issuer / Security Name	Rating	% To Net Assets*	Issuer / Security Name	Rating	% To Net Assets*
COMMERCIAL PAPER					
Reliance Home Finance Ltd.	ICRA A1+	8.13	Eicher Motors Ltd.	N.A	1.28
FIXED COUPON BONDS		35.11	Hindustan Zinc Ltd.	N.A	1.28
Piramal Enterprises Ltd.	ICRA AA	9.46	HDFC Bank Ltd.	N.A	1.20
Bank of Baroda Ltd.	CRISIL AA+	8.92	Bharat Electronics Ltd.	N.A	1.20
J K Cement Ltd.	CARE AA-	7.76	ABB India Ltd.	N.A	1.06
ICICI Bank Ltd.	CARE AA+	4.50	Vedanta Ltd.		
Ujjivan Financial Services	ICRA A+	4.11	(Old name : Sesa Sterlite Ltd.)	N.A	1.00
NTPC Ltd.	CRISIL AAA	0.36	Larsen And Toubro Ltd.	N.A	1.00
EQUITY & EQUITY RELATED		19.01	Hero MotoCorp Ltd.	N.A	0.99
IndusInd Bank Ltd.	N.A	3.12	Aurobindo Pharma Ltd.	N.A	0.92
Housing Development Finance Corp. Ltd.	N.A	2.86	Indian Oil Corp. Ltd.	N.A	0.53
Procter & Gamble Hygiene and Health Care Ltd.	N.A	1.30	GOV'T SECURITIES		33.08
Shree Cements Ltd.	N.A	1.29	06.79 GOI 2027	SOV	33.08
			CBLO		4.19
			Cash & Cash Receivables		0.48
			TOTAL		100.00

* Rounded off to the nearest two digits after the decimal point.

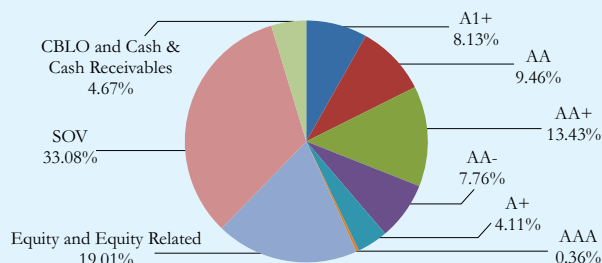
Industry Classification (for equity & equity related)



Asset Profile



Rating Profile

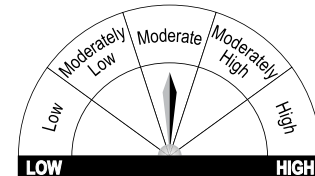


Product Label

This product is suitable for investors who are seeking*:

- Medium term regular income and capital appreciation
- Investments in fixed income securities (debt and money market) as well as equity and equity related instruments

Riskometer



Investors understand that their principal will be at Moderate risk

*Investors should consult their financial advisors if in doubt about whether the product is suitable for them.

IDBI Liquid Fund (ILIQF)

(An open-ended liquid scheme)

Scheme Features

Investment objective:

The investment objective of the scheme will be to provide investors with high level of liquidity along with regular income for their investment. The scheme will endeavour to achieve this objective through an allocation of the investment corpus in a low risk portfolio of money market and debt instruments.

Fund Manager:

Mr. Raju Sharma

Total Experience:

Over 25 Years
(Managing the Scheme since 3rd May, 2017)

Inception Date:

9th July, 2010

Benchmark:

CRISIL Liquid Fund Index

NAV as on 30th September 2017 (₹ per unit):

	Regular	Direct
Growth	1790.5713	1799.0806
Daily Dividend	1005.2683	1002.3548
Weekly Dividend	1011.6910	1003.8770
Monthly Dividend	1004.4305	1002.9964
Bonus [^]	1342.9320	1349.3085

[^] Bonus option in this scheme has been discontinued from 15th July, 2015.

Monthly Average AUM:

₹ 6,027.97 Crs.

AUM as on 30th September 2017:

₹ 4,776.37 Crs.

Expense Ratio: (Weighted Average for the month)

Regular : 0.2490%
Direct : 0.1357%

Expense ratio is inclusive of service tax on management fees.

Quantitative Measures:

YTM : 6.47%
Average Maturity : 59 Days
Modified Duration : 59 Days

Load Structure:

Entry Load : Not Applicable
Exit Load (for Lumpsum & SIP) : Nil

Dividend History

(Face Value: ₹ 1000/- Per Unit)

Record Date	Individual / HUF (₹ Per Unit)	Others (₹ Per Unit)	Cum Dividend NAV* (in ₹)	Ex Dividend NAV (in ₹)
-------------	----------------------------------	------------------------	-----------------------------	---------------------------

IDBI Liquid Fund - Monthly Dividend (Regular Plan)

24th September, 2017	3.5605	3.3100	1,008.2755	1,003.5289
28th August, 2017	4.3363	4.0241	1,009.3550	1,003.5289
25th July, 2017	3.6862	3.4247	1,008.4557	1,003.5289

IDBI Liquid Fund - Monthly Dividend (Direct Plan)

24th September, 2017	3.6196	0.0000	1,006.9053	1,002.0799
28th August, 2017	4.4116	0.0000	1,008.0074	1,002.0799
25th July, 2017	3.7738	0.0000	1,007.1244	1,002.0799

Past performance may or may not be sustained in the future. After the payment of dividend, the per unit NAV of the Dividend option of the Scheme will fall to the extent of the dividend payout and statutory levy, if any. All dividend distribution is subject to availability of distributable surplus on the record date and will be at the discretion of IDBI Asset Management Ltd. and IDBI MF Trustee Company Ltd. For complete dividend history including daily dividend history, please refer to our website.

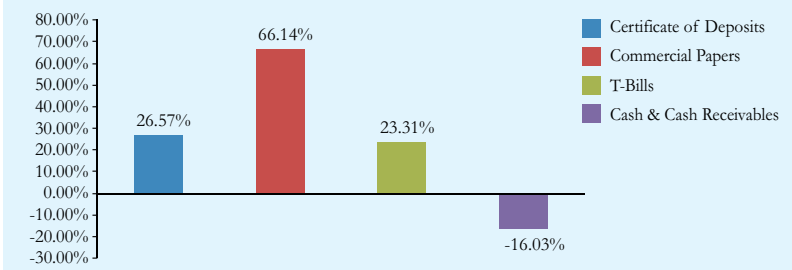
* NAV of the record date.

Portfolio as on 30/09/2017

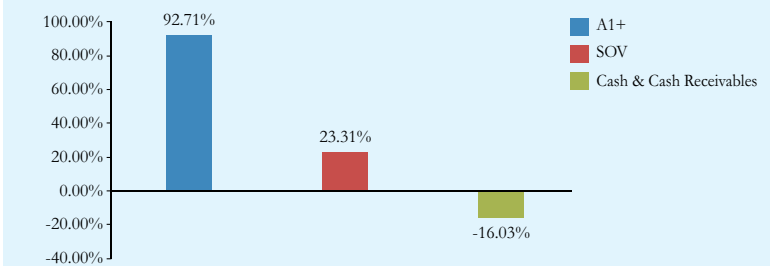
Issuer Name	Rating	% To Net Assets*	Issuer Name	Rating	% To Net Assets*
CERTIFICATE OF DEPOSITS			Deepak Fertilisers and Petrochemicals Corp. Ltd.	ICRA A1+	2.08
Axis Bank Ltd.	CRISIL A1+	8.29	JK Tyres and Industries Ltd.	CARE A1+	2.07
Equitas Small Finance Bank	CRISIL A1+	6.25	IL&FS Financial Services Ltd.	CARE A1+	1.98
Ujjivan Small Finance Bank Ltd.	ICRA A1+	5.70	India Bulls Housing Finance Ltd.	CRISIL A1+	1.04
HDFC Bank Ltd.	CARE A1+	4.16	Raymond Ltd.	CRISIL A1+	1.04
IDFC Bank	ICRA A1+	2.07	Aadhar Housing Finance Ltd.	CRISIL A1+	1.04
Axis Bank Ltd.	ICRA A1+	0.10	JM Financial Asset Reconstruction Co. Pvt. Ltd.	ICRA A1+	1.04
COMMERCIAL PAPERS			Rupa and Company Ltd.	CRISIL A1+	1.03
Rural Electrification Corp. Ltd.	CARE A1+	8.26	DHFL Vysya Housing Finance Ltd.	ICRA A1+	1.03
Steel Authority of India Ltd.	CARE A1+	8.01	Indostar Capital Finance Ltd.	CRISIL A1+	0.52
Power Finance Corp. Ltd.	CARE A1+	5.68	Cox And Kings Ltd.	CARE A1+	0.52
ONGC Mangalore Petrochemicals Ltd.	ICRA A1+	5.17	Aditya Birla Money Ltd.	CRISIL A1+	0.52
PNB Housing Finance Ltd.	CARE A1+	4.15	Reliance Home Finance Ltd.	ICRA A1+	0.42
Wadhawan Global Capital Pvt. Ltd.	CARE A1+	4.12	National Fertilizers Ltd.	ICRA A1+	0.10
LIC Housing Finance Ltd.	CRISIL A1+	3.85	T-BILLS		23.31
IL&FS Financial Services Ltd.	ICRA A1+	3.12	91 DTB 2017	SOV	22.79
Tata Projects Ltd.	IND A1+	3.09	182 DTB 2017	SOV	0.52
Muthoot Homefin (India) Ltd.	ICRA A1+	2.08	Cash & Cash Receivables		(16.03)
Infrastructure Leasing And Financial Services Ltd.	IND A1+	2.08	TOTAL		100.00
Fiat India Automobiles Pvt. Ltd.	ICRA A1+	2.08			

* Rounded off to the nearest two digits after the decimal point.

Asset Profile



Rating Profile

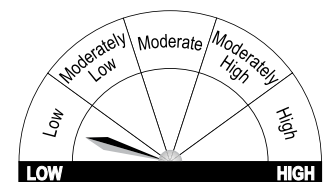


Product Label

This product is suitable for investors who are seeking*:

- High level of liquidity along with regular income for short term
- Investments in Debt / Money Market Instruments with maturity / residual maturity up to 91 days

Riskometer



Investors understand that their principal will be at Low risk

*Investors should consult their financial advisors if in doubt about whether the product is suitable for them.

Snapshot of IDBI Mutual Fund Schemes

	IEAF	ISF	IIT100EF	INIF	INJIF	IPF	IMIP	ILQF	IDBF	IGF	IUSTF	ISTBF	ICDOF	IDEF	IMF	IGFOF	IDBIGOLD
Benchmark	S&P BSE 200 Index	Nifty Smallcap 250 Index	Nifty 100 Index	Nifty 50 Index-TRI (Total Returns Index)	Nifty Next 50 Index-TRI (Total Returns Index)	50% S&P BSE 500 Index + 50% CRISIL Composite Bond Fund Index	CRISIL MIP Blended Index	CRISIL Liquid Fund Index	CRISIL Composite Bond Fund Index	CRISIL Gilt Index	CRISIL Liquid Fund Index	CRISIL Short Term Bond Fund Index	CRISIL Short Term Bond Fund Index	S&P BSE 500 Index	Nifty Free Float Midcap 100	Domestic price of Gold	Domestic price of Physical Gold
Fund Manager	Mr. V. Balasubramanian (w.e.f 5th September 2017)	Mrs. Uma Venkatraman (w.e.f 5th September 2017)				Mr. V. Balasubramanian (Equity Portion) Mr. Raju Sharma (Debt portion) w.e.f 3rd May 2017	Mrs. Uma Venkatraman (Equity portion) w.e.f 5th September 2017 Mr. Raju Sharma (Debt portion) w.e.f 3rd May 2017	Mr. Raju Sharma (w.e.f. 3rd May, 2017)			Mr. Bhupesh Kalyani			Mr. Ashish Mishra (w.e.f 5th September 2017)			
Minimum / Maximum Application Amount	Minimum Application Amount (Lumpsum)							Maximum Application Amount (Lumpsum)							For IDBI Gold : Authorized participants & Large investors - In creation unit lot of 1000 units and multiples of 1000 units thereof or in equivalent amount in cash.		
	New Purchase – Rs. 5000/- and in multiples of Re. 1/- thereafter For IEAF – Rs. 500/- and in multiples of Rs. 500/- thereafter							New & Additional Purchase: No limit									
Minimum Additional Investment	Rs. 1000/- and in multiples of Re. 1/- thereafter For IEAF – Rs. 500/- and in multiples of Rs. 500/- thereafter																-
SIP	• Rs. 500 per month for a minimum period of 12 months.																NA
	• Rs. 1000 per month for a minimum period of 6 months.																
	• Rs. 1500 per quarter for a minimum period of 4 quarters.																
	• Only for IUSTF: Rs. 500 per day for a minimum of 30 installments continuously for all business days.																
	Investments above minimum amount mentioned shall be made in multiples of Re.1/- for all SIP, except for IEAF it shall be made in multiples of Rs. 500/-. In case of SIP transactions, statutory lock-in period of 3 years is applicable to every installment made to IEAF.																
SWP & STP	Minimum balance in the Scheme should be Rs.25,000/- at the time of enrollment. SWP/STP from IEAF to any other Schemes of IDBI Mutual Fund is available only after completion of lock-in period of 3 years.																NA
	STP:																
	Sub-options for STP				Eligible dates for effect			Minimum amount per transfer*			Daily STP amount per transfer			Minimum term / duration applicable			
	Daily (only offered under ILIQF, IUSTF and ISTBF)				All Business days			Rs. 200/-			Rs. 200/- to less than Rs. 500/-			30 Business days			
	Weekly				1st Business day of the week			Rs. 1,000/-			Rs. 500/- to less than Rs. 1,000/-			12 Business days			
	Monthly				1st, 5th, 10th, 15th, 20th and 25th of the month			Rs. 1,000/-			Rs. 1,000/- and above			6 Business days			
	Quarterly				1st, 5th, 10th, 15th, 20th and 25th of the each quarter			Rs. 2,500/-			Weekly & Monthly STP: 12 Installments; Quarterly STP: 4 Installments						
	(*Multiples of Re.1/- thereafter except under IEAF where STP will be made at a minimum of Rs.500/- and in multiples of Rs.500/- thereafter.) SWP: Minimum amount for each withdrawal is Rs.1000/- and in multiples of Re.1/- thereafter for a minimum period of 6 months. Withdrawal on 25 th of each month or, if 25 th is a holiday, then the next effective business day.																

Full Form of SIP, SWP & STP is “Systematic Investment Plan”, “Systematic Withdrawal Plan” & “Systematic Transfer Plan”

Plans, options and sub-options

No	Scheme	Plan*	Option	Sub-option / Frequency of Dividend	Mode of dividend payment
1	IEAF	Regular & Direct	Dividend	NA	Payout/ Sweep
			Growth	NA	NA
2	IDEF	Regular & Direct	Dividend	NA	Reinvestment / Payout/ Sweep
			Growth	NA	NA
3	IIT100EF	Regular & Direct	Dividend	NA	Reinvestment / Payout/ Sweep
			Growth	NA	NA
4	INIF	Regular & Direct	Dividend	NA	Reinvestment / Payout/ Sweep
			Growth	NA	NA
5	INJIF	Regular & Direct	Dividend	NA	Reinvestment / Payout/ Sweep
			Growth	NA	NA
6	IMF	Regular & Direct	Dividend	NA	Reinvestment / Payout/ Sweep
			Growth	NA	NA
7	ISF	Regular & Direct	Dividend	NA	Reinvestment / Payout/ Sweep
			Growth	NA	NA
8	IPF	Regular & Direct	Dividend	NA	Reinvestment / Payout/ Sweep
			Growth	NA	NA
9	IMIP	Regular & Direct	Dividend	Monthly/ Quarterly	Reinvestment / Payout/ Sweep
			Growth / Growth with Regular Cash Flow Plan (RCFP)	NA	NA
10	ILIQF	Regular & Direct	Dividend	Daily/ Weekly/ Monthly	Reinvestment / Payout/ Sweep
			Growth	NA	NA
11	IUSTF	Regular & Direct	Dividend	Daily/ Weekly/ Monthly	Reinvestment / Payout/ Sweep
			Growth	NA	NA

No	Scheme	Plan*	Option	Sub-option / Frequency of Dividend	Mode of dividend payment
12	ICDOF	Regular & Direct	Dividend	Quarterly/Annually	Reinvestment / Payout/ Sweep
			Growth	NA	NA
13	ISTBF	Regular & Direct	Dividend	Weekly/ Monthly	Reinvestment / Payout/ Sweep
			Growth	NA	NA
14	IDBF	Regular & Direct	Dividend	Quarterly/Annually	Reinvestment / Payout/ Sweep
			Growth	NA	NA
15	IGF	Regular & Direct	Dividend	Quarterly/Annually	Reinvestment / Payout/ Sweep
			Growth	NA	NA
16	IGFOF	Regular & Direct	Growth	NA	NA

*All plans other than Direct plan will be treated as Regular Plan.
For all schemes, Sweep facility is allowed only if dividend amount is Rs.1000/- & above.

The Mutual Fund is not assuring any dividend nor is it assuring that it will make any dividend distributions. All dividend distributions are subject to the availability of distributable surplus and would depend on the performance of the scheme(s) and will be at the discretion of the IDBIAMC and IDBIMF Trustee Company.

Load Structure (for lumpsum & SIP)	Entry Load (For normal transactions / Switch-in and SIP) – Not applicable
	Exit Load (Redemption / Switch-out/ Transfer/ SWP): For INIF, INJIF, ILIQF, IUSTF, ISTBF & IDBIGOLD : Nil For IDBF, IPF, IMIP, IIT100EF, IDEF, IMF, ISF & IGFOF- 1% for exit within 12 months from the date of allotment. For IEAF: Nil. (Statutory lock-in of 3 years).
	For IDBI Gilt Fund: 0.50% for exit within 30 days from the date of allotment.
	For ICDOF: 2% for exit up to & including 18 months from the date of allotment.
	The exit load will be applicable for both normal transactions and SIP transactions. In case of SIP, the date of allotment for each installment for subscription will be reckoned for charging exit load on redemption.

Statutory Details: IDBI Mutual Fund has been set up as a trust sponsored by IDBI Bank Ltd. with IDBI MF Trustee Company Ltd. as the Trustee (Trustee under the Indian Trusts Act, 1882) and with IDBI Asset Management Ltd. as the Investment Manager.
Mutual fund investments are subject to market risks, read all scheme related documents carefully.

IDBI Ultra Short Term Fund (IUSTF)

(An open-ended debt scheme)

Scheme Features

Investment objective:

The objective of the scheme will be to provide investors with regular income for their investment. The scheme will endeavour to achieve this objective through an allocation of the investment corpus in a diversified portfolio of money market and debt instruments with maturity predominantly between a liquid fund and a short term fund while maintaining a portfolio risk profile similar to a liquid fund.

Fund Manager:

Mr. Bhupesh Kalyani

Total Experience:

Over 15 Years
(Managing the Scheme since 1st February, 2017)

Inception Date:

3rd September, 2010

Benchmark:

CRISIL Liquid Fund Index

NAV as on 29th September 2017 (₹ per unit):

	Regular	Direct
Growth	1766.9089	1814.0188
Daily Dividend	1017.0054	1031.1905
Weekly Dividend	1044.5478	1054.1820
Monthly Dividend	1055.9052	1363.4659
Bonus [^]	1766.9402	1813.1656

[^]Bonus option in this scheme has been discontinued from 15th July, 2015.

Monthly Average AUM:

₹ 757.85 Crs.

AUM as on 30th September 2017:

₹ 650.41 Crs.

Expense Ratio: (Weighted Average for the month)

Regular : 1.4305%

Direct : 0.3431%

Expense ratio is inclusive of service tax on management fees.

Quantitative Measures:

YTM	: 7.35%
Average Maturity	: 358 Days
Modified Duration	: 301 Days

Load Structure:

Entry Load : Not Applicable

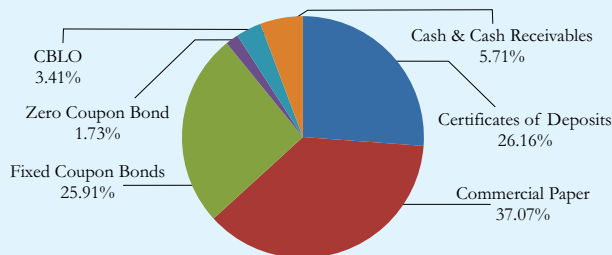
Exit Load (for Lumpsum & SIP) : Nil

Portfolio as on 30/09/2017

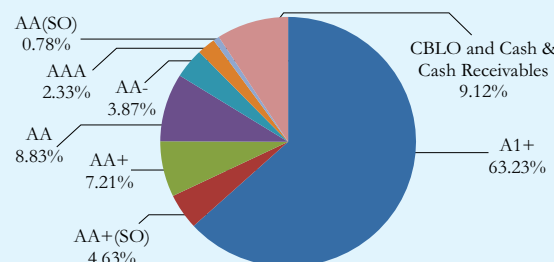
Issuer Name	Rating	% To Net Assets*	Issuer Name	Rating	% To Net Assets*
CERTIFICATE OF DEPOSITS		26.16	Union Bank of India Ltd.	IND AA	2.28
National Bank of Agriculture & Rural Development	CRISIL A1+	7.56	ECL Finance Ltd.	ICRA AA	1.57
IDFC Bank	ICRA A1+	7.50	Bank of Baroda Ltd.	CRISIL AA+	1.52
HDFC Bank Ltd.	IND A1+	7.35	J K Cement Ltd.	CARE AA-	0.79
IndusInd Bank Ltd.	CRISIL A1+	3.75	LIC Housing Finance Ltd.	CRISIL AAA	0.78
COMMERCIAL PAPERS		37.07	Power Finance Corp. Ltd.	CRISIL AAA	0.78
Reliance Home Finance Ltd.	ICRA A1+	9.91	Sunny View Estates Pvt. Ltd.	ICRA AA (SO)	0.78
Power Finance Corporation Ltd.	CRISIL A1+	7.38	Cholamandalam Investment & Finance Co. Ltd.	ICRA AA	0.77
TATA Motors Ltd.	ICRA A1+	7.32	Dewan Housing Finance Corp. Ltd.	CARE AAA	0.77
Cox And Kings Ltd.	CARE A1+	7.24	Steel Authority of India Ltd.	IND AA-	0.77
Fedbank Financial Services Ltd.	CRISIL A1+	5.22	Adani Transmission Ltd.	IND AA+	0.31
FIXED COUPON BONDS		25.91	ZERO COUPON BONDS		1.73
Aadhar Housing Finance Ltd.	CARE AA+(SO)	4.63	JM Financial Products Ltd.	ICRA AA	1.73
Punjab National Bank Ltd.	IND AA+	3.07	CBLO		3.41
Piramal Enterprises Ltd.	ICRA AA	2.46	Cash & Cash Receivables		5.71
Indostar Capital Finance Ltd.	CARE AA-	2.32	TOTAL		100.00
ICICI Bank Ltd.	CARE AA+	2.30			

* Rounded off to the nearest two digits after the decimal point.

Asset Profile



Rating Profile

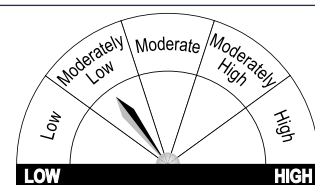


Product Label

This product is suitable for investors who are seeking*:

- Regular income for short term
- Investments in Debt / Money Market Instruments with maturity predominantly between a liquid fund and short term fund while maintaining portfolio risk profile similar to liquid fund

Riskometer



Investors understand that their principal will be at Moderately Low risk

*Investors should consult their financial advisors if in doubt about whether the product is suitable for them.

Dividend History (Face Value: ₹ 1000/- Per Unit)

Record Date	Individual / HUF (₹ Per Unit)	Others (₹ Per Unit)	Cum Dividend NAV* (in ₹)	Ex Dividend NAV (in ₹)
-------------	-------------------------------	---------------------	--------------------------	------------------------

IDBI Ultra Short Term Fund - Monthly Dividend (Regular Plan)

25th September, 2017	1.3888	1.2867	1,057.2207	1,055.3847
28th August, 2017	2.0812	1.9279	1,055.9739	1,053.3749
25th July, 2017	1.999	1.8516	1,052.7943	1,050.2108

IDBI Ultra Short Term Fund - Monthly Dividend (Direct Plan)

26th May, 2014	5.8651	5.6171	1,095.2741	1,088.0036
25th April, 2014	3.7781	3.6183	1,091.7597	1,087.6860
27th May, 2013	6.1592	5.2478	1,015.8688	1,009.0185

Past performance may or may not be sustained in the future. After the payment of dividend, the per unit NAV of the Dividend option of the Scheme will fall to the extent of the dividend payout and statutory levy, if any. All dividend distribution is subject to availability of distributable surplus on the record date and will be at the discretion of IDBI Asset Management Ltd. and IDBI MF Trustee Company Ltd. For complete dividend history including daily dividend history, please refer to our website.

* NAV of the record date.

IDBI Short Term Bond Fund (ISTBF)

(An open-ended debt scheme)

Scheme Features

Investment objective:

The objective of the scheme will be to provide investors with regular income for their investment. The scheme will endeavour to achieve this objective through an allocation of the investment corpus in a diversified portfolio of debt and money market instruments.

Fund Manager:

Mr. Bhupesh Kalyani

Total Experience:

Over 15 Years
(Managing the Scheme since 1st February, 2017)

Inception Date:

23rd March, 2011

Benchmark:

CRISIL Short Term Bond Fund Index

NAV as on 29th September 2017 (₹ per unit):

	Regular	Direct
Growth	16.8559	17.5262
Weekly Dividend	11.1821	11.9577
Monthly Dividend	11.5517	14.3235

Monthly Average AUM:

₹ 74.94 Crs.

AUM as on 30th September 2017:

₹ 70.76 Crs.

Expense Ratio: (Weighted Average for the month)

Regular : 1.5852%

Direct : 0.4043%

Expense ratio is inclusive of service tax on management fees.

Quantitative Measures:

YTM	: 7.52%
Average Maturity	: 1.35 Years
Modified Duration	: 1.19 Years

Load Structure:

Entry Load : Not Applicable

Exit Load (for Lumpsum & SIP) : Nil

Dividend History (Face Value: ₹ 10/- Per Unit)

Record Date	Individual / HUF (₹ Per Unit)	Others (₹ Per Unit)	Cum Dividend NAV* (in ₹)	Ex Dividend NAV (in ₹)
IDBI Short Term Bond Fund - Monthly Dividend (Regular Plan)				
25th September, 2017	0.0143	0.0132	11.5648	11.5468
28th August, 2017	0.0231	0.0214	11.5549	11.5252
25th July, 2017	0.0247	0.0229	11.5249	11.4908

IDBI Short Term Bond Fund - Monthly Dividend (Direct Plan)

25th June, 2014	0.0443	0.0424	10.9455	10.8945
26th May, 2014	0.0748	0.0716	10.9656	10.8736
25th April, 2014	0.0460	0.0440	10.8967	10.8443

Past performance may or may not be sustained in the future. After the payment of dividend, the per unit NAV of the Dividend option of the Scheme will fall to the extent of the dividend payout and statutory levy, if any. All dividend distribution is subject to availability of distributable surplus on the record date and will be at the discretion of IDBI Asset Management Ltd. and IDBI MF Trustee Company Ltd. For complete dividend history including daily dividend history, please refer to our website.

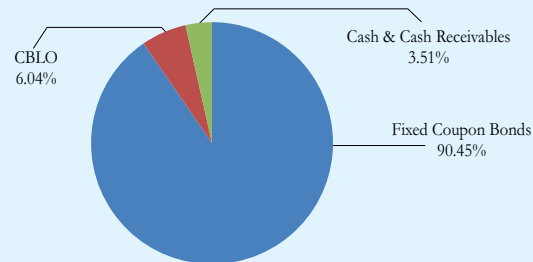
* NAV of the record date.

Portfolio as on 30/09/2017

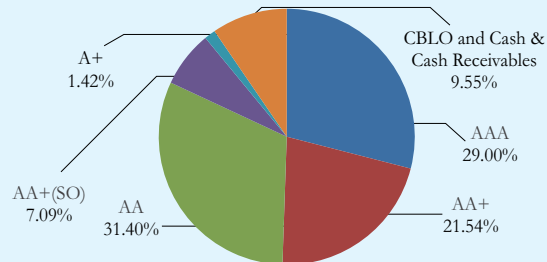
Issuer Name	Rating	% To Net Assets*
FIXED COUPON BONDS		90.45
Power Finance Corpn. Ltd.	CRISIL AAA	14.39
Aditya Birla Finance Ltd.	ICRA AA+	14.37
Cholamandam Investment & Finance Co. Ltd.	ICRA AA	14.24
Piramal Enterprises Ltd.	ICRA AA	9.93
Reliance Gas Transportation Infrastructure Ltd.	CRISIL AAA	7.33
Exim Bank	CRISIL AAA	7.28
ECL Finance Ltd.	ICRA AA	7.24
TATA Capital Financial Services Ltd.	CARE AA+	7.18
Aadhar Housing Finance Ltd.	CARE AA+(SO)	7.09
Ujjivan Financial Services	ICRA A+	1.42
CBLO		6.04
Cash & Cash Receivables		3.51
TOTAL		100.00

* Rounded off to the nearest two digits after the decimal point.

Asset Profile



Rating Profile

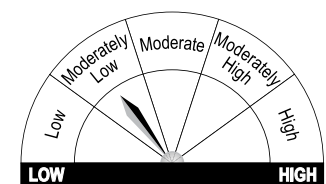


Product Label

This product is suitable for investors who are seeking*:

- Regular income for short term
- Investments in Debt / Money Market Instruments with duration / maturity / residual maturity not exceeding 3 years

Riskometer



Investors understand that their principal will be at Moderately Low risk

*Investors should consult their financial advisors if in doubt about whether the product is suitable for them.

IDBI Corporate Debt Opportunities Fund (ICDOF)

(An open-ended income scheme)

Scheme Features		
Investment objective:		
The objective of the Scheme is to generate regular income and opportunities for capital appreciation while maintaining liquidity through active management of a diversified portfolio comprising of debt and money market instruments across the investment grade credit rating and maturity spectrum. However, there can be no assurance that the investment objective of the scheme will be realized / achieved.		
Fund Manager:	Total Experience:	
Mr. Bhupesh Kalyani	Over 15 Years (Managing the Scheme since 1st February, 2017)	
Inception Date:		
3rd March, 2014		
Benchmark:		
CRISIL Short Term Bond Fund Index		
NAV as on 29th September 2017 (₹ per unit):		
	Regular	Direct
Growth	13.3998	13.8361
Quarterly Dividend	10.3775	10.5216
Annual Dividend	10.8025	13.5583
Monthly Average AUM:		
₹ 134.70 Crs.		
AUM as on 30th September 2017:		
₹ 133.68 Crs.		
Expense Ratio: (Weighted Average for the month)		
Regular	: 2.7977%	
Direct	: 1.6173%	
Expense ratio is inclusive of service tax on management fees.		
Quantitative Measures:		
YTM	: 8.20%	
Average Maturity	: 2.41 Years	
Modified Duration	: 1.93 Years	
Load Structure:		
Entry Load	: Not Applicable	
Exit Load	: for Lumpsum -	
	2% for exit (Redemption/Switch-out/Transfer/SWP) upto & including 18 months from the date of allotment.	
	for SIP -	
	2% for exit (Redemption/Switch-out/Transfer/SWP) upto & including 18 months from the date of allotment of each installment.	

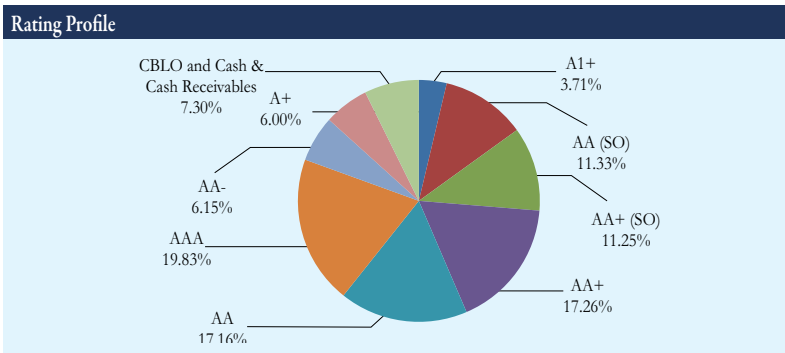
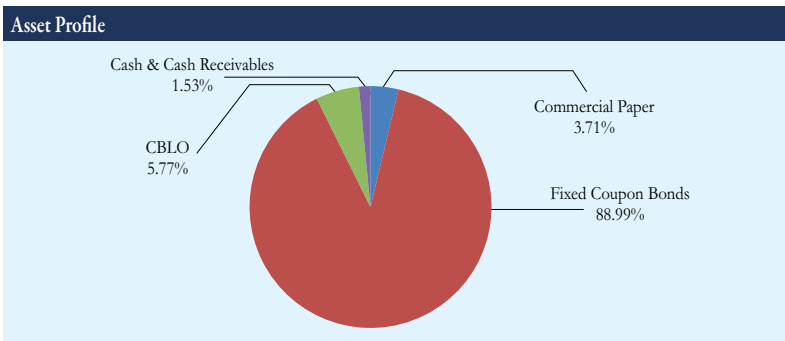
Dividend History (Face Value: ₹ 10/- Per Unit)				
Record Date	Individual / HUF (₹ Per Unit)	Others (₹ Per Unit)	Cum Dividend NAV* (in ₹)	Ex Dividend NAV (in ₹)
IDBI Corporate Debt Opportunities Fund - Quarterly Dividend (Regular Plan)				
27th July, 2017	0.2355	0.2181	10.6024	10.2760
20th April, 2017	0.8315	0.7703	11.6110	10.4566
19th October, 2015	0.1189	0.1101	10.5176	10.3552
IDBI Corporate Debt Opportunities Fund - Quarterly Dividend (Direct Plan)				
27th July, 2017	0.3052	0.0000	10.8205	10.3978
20th April, 2017	0.9376	0.0000	11.9408	10.6397
19th October, 2015	0.1311	0.0000	10.6789	10.4999
IDBI Corporate Debt Opportunities Fund - Annual Dividend (Regular Plan)				
20th April, 2017	1.0921	0.0000	12.0655	10.5502
27th March, 2015	0.6304	0.0000	11.0963	10.2355

Past performance may or may not be sustained in the future. After the payment of dividend, the per unit NAV of the Dividend option of the Scheme will fall to the extent of the dividend payout and statutory levy, if any. All dividend distribution is subject to availability of distributable surplus on the record date and will be at the discretion of IDBI Asset Management Ltd. and IDBI MF Trustee Company Ltd. For complete dividend history including daily dividend history, please refer to our website.

* NAV of the record date.

Portfolio as on 30/09/2017		
Issuer Name	Rating	% To Net Assets*
COMMERCIAL PAPER		3.71
Reliance Home Finance Ltd.	ICRA A1+	3.71
FIXED COUPON BONDS		88.99
Sunny View Estates Pvt. Ltd.	ICRA AA (SO)	11.33
Aadhar Housing Finance Ltd.	CARE AA+(SO)	11.25
Punjab National Bank Ltd.	IND AA+	11.21
Piramal Enterprises Ltd.	ICRA AA	9.76
Reliance Jio Infocomm Ltd.	CRISIL AAA	8.04
Union Bank of India Ltd.	IND AA	7.40
J K Cement Ltd.	CARE AA-	6.15
Adani Transmission Ltd.	IND AA+	6.05
Ujjivan Financial Services	ICRA A+	6.00
Indian Railways Finance Corp. Ltd.	CRISIL AAA	4.06
Rural Electrification Corp. Ltd.	CRISIL AAA	3.87
NTPC Ltd.	CRISIL AAA	3.86
CBLO		5.77
Cash & Cash Receivables		1.53
TOTAL		100.00

* Rounded off to the nearest two digits after the decimal point.



Product Label	
This product is suitable for investors who are seeking*:	Riskometer
<ul style="list-style-type: none"> Regular income & capital appreciation through active management for at least medium term horizon Investments in Debt / Money Market Instruments across the investment grade credit rating and maturity spectrum 	<p>Investors understand that their principal will be at Moderate risk</p>

*Investors should consult their financial advisors if in doubt about whether the product is suitable for them.

IDBI Dynamic Bond Fund (IDBF)

(An open-ended debt scheme)

Scheme Features

Investment objective:

The objective of the scheme is to generate regular income while maintaining liquidity through active management of a portfolio comprising of debt and money market instruments.

Fund Manager:

Mr. Raju Sharma

Total Experience:

Over 25 Years

(Managing the Scheme since 3rd May, 2017)

Inception Date:

21st February 2012

Benchmark:

CRISIL Composite Bond Fund Index

NAV as on 29th September 2017 (₹ per unit):

	Regular	Direct
Growth	14.4417	14.8966
Quarterly Dividend	10.4987	13.0497
Annual Dividend	10.5782	12.1343

Monthly Average AUM:

₹ 30.95 Crs.

AUM as on 30th September 2017:

₹ 30.58 Crs.

Expense Ratio: (Weighted Average for the month)

Regular : 2.8301%

Direct : 1.3544%

Expense ratio is inclusive of service tax on management fees.

Quantitative Measures:

YTM : 7.42%
Average Maturity : 6.38 Years
Modified Duration : 4.65 Years

Load Structure:

Entry Load : Not Applicable

Exit Load : for Lumpsum -

1% for exit (Redemption/Switch-out/Transfer/SWP) on or before 12 months from the date of allotment.

For SIP -

1% for exit (Redemption/Switch-out/Transfer/SWP) on or before 12 months from the date of allotment of each installment.

Dividend History

(Face Value: ₹ 10/- Per Unit)

Record Date	Individual / HUF (₹ Per Unit)	Others (₹ Per Unit)	Cum Dividend NAV* (in ₹)	Ex Dividend NAV (in ₹)
-------------	----------------------------------	------------------------	-----------------------------	---------------------------

IDBI Dynamic Bond Fund - Quarterly Dividend (Regular Plan)

27th July, 2017	0.1961	0.1817	10.7876	10.5012
20th April, 2017	0.7980	0.7394	11.7089	10.5886
19th October, 2015	0.0585	0.0542	10.7392	10.6605

IDBI Dynamic Bond Fund - Quarterly Dividend (Direct Plan)

29th September, 2014	0.3507	0.3358	10.7090	10.2445
17th April, 2014	0.3896	0.3732	10.7673	10.2862

IDBI Dynamic Bond Fund - Annual Dividend (Regular Plan)

20th April, 2017	0.8926	0.8270	11.6510	10.3999
27th March, 2015	0.7992	0.7412	11.3590	10.2782
17th April, 2014	0.1403	0.1343	10.3119	10.1496

IDBI Dynamic Bond Fund - Annual Dividend (Direct Plan)

27th March, 2015	0.8203	0.7607	11.4143	10.3051
17th April, 2014	0.1636	0.1567	10.3474	10.1555

Past performance may or may not be sustained in the future. After the payment of dividend, the per unit NAV of the Dividend option of the Scheme will fall to the extent of the dividend payout and statutory levy, if any. All dividend distribution is subject to availability of distributable surplus on the record date and will be at the discretion of IDBI Asset Management Ltd. and IDBI MF Trustee Company Ltd. For complete dividend history including daily dividend history, please refer to our website.

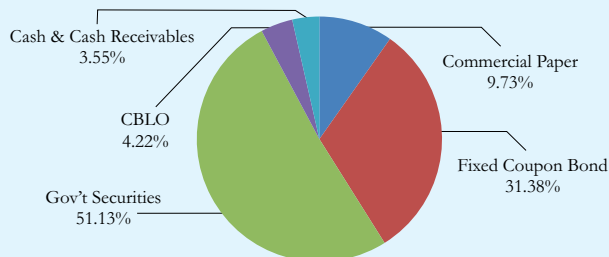
* NAV of the record date.

Portfolio as on 30/09/2017

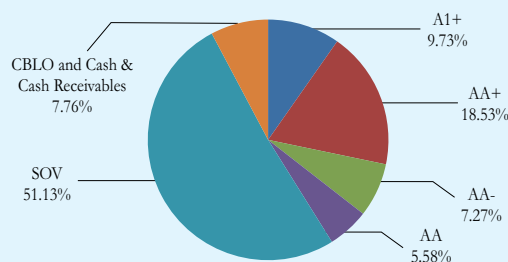
Issuer Name	Rating	% To Net Assets*
COMMERCIAL PAPER		9.73
Reliance Home Finance Ltd.	ICRA A1+	9.73
FIXED COUPON BOND		31.38
ICICI Bank Ltd.	CARE AA+	9.47
Bank of Baroda Ltd.	CRISIL AA+	9.06
J K Cement Ltd.	CARE AA-	7.27
Piramal Enterprises Ltd.	ICRA AA	5.58
GOVT SECURITIES		51.13
06.79 GOI 2027	SOV	51.13
CBLO		4.22
Cash & Cash Receivables		3.55
TOTAL		100.00

* Rounded off to the nearest two digits after the decimal point.

Asset Profile



Rating Profile

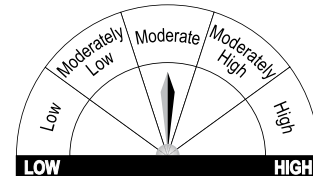


Product Label

This product is suitable for investors who are seeking*:

- Generate income along with attendant liquidity through active management of portfolio with at least medium term horizon
- Investments in Debt (including Government Securities) / Money Market Instruments

Riskometer



Investors understand that their principal will be at Moderate risk

*Investors should consult their financial advisors if in doubt about whether the product is suitable for them.

IDBI Gilt Fund (IGF)

(An open-ended dedicated gilt scheme)

Scheme Features

Investment objective:

The investment objective of the scheme would be to provide regular income along with opportunities for capital appreciation through investments in a diversified basket of central government dated securities, state government securities and treasury bills. However, there can be no assurance that the investment objective of the scheme will be realized / achieved.

Fund Manager:

Mr. Raju Sharma

Total Experience:

Over 25 Years
(Managing the Scheme since 3rd May, 2017)

Inception Date:

21st December, 2012

Benchmark:

CRISIL Gilt Index

NAV as on 29th September 2017 (₹ per unit):

	Regular	Direct
Growth	14.4541	14.8373
Quarterly Dividend	10.2665	11.2533
Annual Dividend	10.7043	11.1314

Monthly Average AUM:

₹ 26.95 Crs.

AUM as on 30th September 2017:

₹ 25.52 Crs.

Expense Ratio: (Weighted Average for the month)

Regular : 2.2555%

Direct : 1.0161%

Expense ratio is inclusive of service tax on management fees.

Quantitative Measures:

YTM : 6.70%

Average Maturity : 11.14 Years

Modified Duration : 7.38 Years

Load Structure:

Entry Load : Not Applicable

Exit Load : for Lumpsum -
0.50% for exit (Redemption/Switch-out/Transfer/SWP) within 30 days from the date of allotment.

For SIP -

0.50% for exit (Redemption/Switch-out/Transfer/SWP) within 30 days from the date of allotment of each installment.

Dividend History

(Face Value: ₹ 10/- Per Unit)

Record Date	Individual / HUF (₹ Per Unit)	Others (₹ Per Unit)	Cum Dividend NAV* (in ₹)	Ex Dividend NAV (in ₹)
IDBI Gilt Fund - Quarterly Dividend (Regular Plan)				
27th July, 2017	0.2353	0.2180	10.6557	10.3103
19th October, 2015	0.1533	0.1421	10.5736	10.3855
6th July, 2015	0.0869	0.0805	10.3237	10.1936
IDBI Gilt Fund - Quarterly Dividend (Direct Plan)				
27th July, 2017	0.3575	0.0000	11.7938	11.2775
19th October, 2015	0.1639	0.1518	11.1166	10.9153
6th July, 2015	0.0961	0.0890	10.8506	10.7073
IDBI Gilt Fund - Annual Dividend (Regular Plan)				
20th April, 2017	1.0847	0.0000	12.0341	10.5184
27th March, 2015	0.9936	0.9215	11.8111	10.4722
17th April, 2014	0.3585	0.3433	10.6705	10.2259
IDBI Gilt Fund - Annual Dividend (Direct Plan)				
20th April, 2017	0.9847	0.0000	12.2581	10.8809
27th March, 2015	0.9768	0.0000	11.8291	10.5137
17th April, 2014	0.3896	0.3732	10.7019	10.2176

Past performance may or may not be sustained in the future. After the payment of dividend, the per unit NAV of the Dividend option of the Scheme will fall to the extent of the dividend payout and statutory levy, if any. All dividend distribution is subject to availability of distributable surplus on the record date and will be at the discretion of IDBI Asset Management Ltd. and IDBI MF Trustee Company Ltd. For complete dividend history including daily dividend history, please refer to our website.

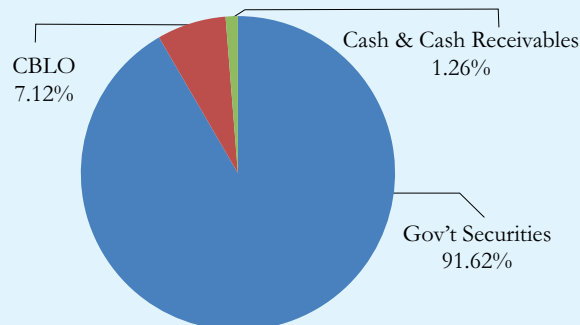
* NAV of the record date.

Portfolio as on 30/09/2017

Issuer Name	Rating	% to Net Assets*
GOV'T SECURITIES		
06.79 GOI 2027	SOV	41.50
06.68 GOI 2031	SOV	50.12
CBLO		7.12
Cash & Cash Receivables		1.26
TOTAL		100.00

* Rounded off to the nearest two digits after the decimal point.

Asset Profile

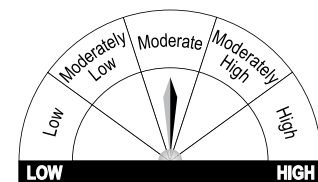


Product Label

This product is suitable for investors who are seeking*:

- Long term regular income along with capital appreciation with at least medium term horizon
- Investments in dated Central & State Government Securities / T-Bills / Money Market Instrument

Riskometer



Investors understand that their principal will be at Moderate risk

*Investors should consult their financial advisors if in doubt about whether the product is suitable for them.

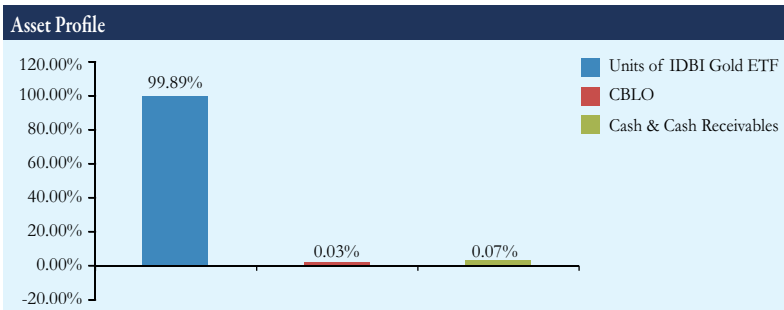
IDBI Gold Fund (IGFOF)

(An open-ended fund of funds scheme)

Scheme Features		
Investment objective: The investment objective of the Scheme will be to generate returns that correspond closely to the returns generated by IDBI Gold Exchange Traded Fund.		
Fund Manager: Mr. Ashish Mishra	Total Experience: Over 11 Years (Managing the Scheme since 5th September 2017)	
Inception Date: 14th August, 2012		
Benchmark: Domestic price of Gold		
NAV as on 29th September 2017 (₹ per unit):		
	Regular	Direct
Growth	8.7830	8.9447
Monthly Average AUM: ₹ 39.79 Crs.		
AUM as on 30th September 2017: ₹ 39.16 Crs.		
Expense Ratio: (Weighted Average for the month)		
Regular	: 1.3938%	
Direct	: 0.8392%	
Expense ratio is inclusive of service tax on management fees.		
Load Structure:		
Entry Load	: Not Applicable	
Exit Load	: for Lumpsum - 1% for exit (Redemption/Switch-out/Transfer/SWP) within 12 months from the date of allotment.	
	for SIP - 1% for exit (Redemption/Switch-out/Transfer/SWP) within 12 months from the date of allotment of each installment.	

Portfolio as on 30/09/2017	
Issuer Name	% To Net Assets*
Units of IDBI Gold Exchange Traded Fund	99.89
CBLO	0.03
Cash & Cash Receivables	0.07
TOTAL	100.00

* Rounded off to the nearest two digits after the decimal point.



The Total Expense Ratio (TER) including the weighted average of charges levied by the underlying schemes will not exceed 1.70% p.a. of the daily net assets. The maximum TER after including the additional expense towards distribution of assets to cities beyond Top 15 cities, if any, that may be charged to the Scheme will not exceed 2.00% p.a. of the daily net assets. The expense ratio under direct plan shall exclude distribution expenses, commission, etc.

Product Label	
This product is suitable for investors who are seeking*:	Riskometer
<ul style="list-style-type: none"> To replicate returns of IDBI Gold ETF with atleast medium term horizon Investments in units of IDBI Gold ETF / Money Market Instruments / IDBI Liquid Fund Scheme 	<p>Investors understand that their principal will be at Moderately High risk</p>

*Investors should consult their financial advisors if in doubt about whether the product is suitable for them.

AUM REPORT FOR THE QUARTER ENDED 30/09/2017

Rs. in Lakhs

Asset class wise disclosure of AUM & AAUM		
Category	AUM as on the last day of the Quarter	Average AUM for the Quarter
Income	90,984.04	98,924.28
Equity (other than ELSS)	161,896.00	164,522.66
Balanced	44,535.15	41,918.04
Liquid	477,636.88	571,496.95
Gilt	2,551.97	3,344.82
Equity - ELSS	64,288.21	65,559.59
GOLD ETF	7,338.77	7,314.36
Other ETF	0.00	0.00
Fund of Fund investing overseas	0.00	0.00
TOTAL	849,231.03	953,080.70

Note : Since IDBI Gold Fund (FOF Domestic) invests predominantly in units of IDBI Gold Exchange Traded Fund, the AUM and Average AUM of IDBI Gold Fund are disclosed separately below:

Rs. in Lakhs

Asset class wise disclosure of AUM & AAUM		
Category	AUM as on the last day of the Quarter	Average AUM for the Quarter
FOF (Domestic)	3,916.28	3,940.70

Disclosure of percentage of AUM by geography (Includes FOF Domestic)

Geographical Spread	% of Total AUM as on the last day of the Quarter
Top 5 Cities	63.40%
Next 10 Cities	19.03%
Next 20 Cities	8.07%
Next 75 Cities	7.16%
Others	2.33%
TOTAL	100.00%

IDBI Gold Exchange Traded Fund (IDBIGOLD)

(An open-ended gold exchange traded scheme)

Scheme Features

Investment objective:

To invest in physical gold and gold related instruments with the objective to replicate the performance of gold in domestic prices. The ETF will adopt a passive investment strategy and will seek to achieve the investment objective by minimizing the tracking error between the Fund and the underlying asset.

Fund Manager:	Total Experience: Over 11 Years
Mr. Ashish Mishra	(Managing the Scheme since 5th September 2017)

Inception Date:

9th November, 2011

Benchmark:

Domestic price of Physical Gold

NAV as on 29th September 2017 (₹ per unit):

NAV	2833.7658
Physical Gold Price*	2987.6163
Cash Component	-153.8505

* Source: Bank of Nova Scotia (Custodian for IDBI Gold ETF)

Monthly Average AUM:

₹ 74.41 Crs.

AUM as on 30th September 2017:

₹ 73.39 Crs.

Expense Ratio: (Weighted Average for the month)

Regular : 0.5804%

Expense ratio is inclusive of service tax on management fees.

Quantitative Measures:

Tracking Error : 0.7689%

Annualised tracking error for last 12 month's period.

Load Structure:

Entry Load : Not Applicable

Exit Load (for Lumpsum & SIP) : Nil

Listing:

The Scheme is listed on National Stock Exchange of India Ltd. (NSE) and Bombay Stock Exchange Ltd. (BSE).

NSE Disclaimer for IDBI Gold Exchange Traded Fund : It is to be distinctly understood that the permission given by NSE should not in any way be deemed or construed that the Scheme Information Document has been cleared or approved by NSE nor does it certify the correctness or completeness of any of the contents of the Draft Scheme Information Document. The investors are advised to refer to the Scheme Information Document for the full text of the 'Disclaimer Clause of NSE'.

BSE Disclaimer for IDBI Gold Exchange Traded Fund : It is to be distinctly understood that the permission given by BSE Ltd. should not in any way be deemed or construed that the SID has been cleared or approved by BSE Ltd. nor does it certify the correctness or completeness of any of the contents of the SID. The investors are advised to refer to the SID for the full text of the 'Disclaimer Clause of BSE Ltd'.

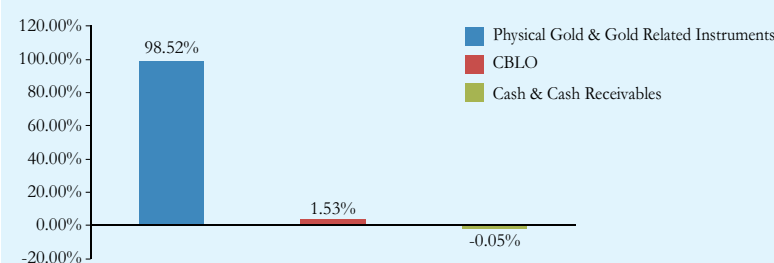
Portfolio as on 30/09/2017

Issuer Name	% To Net Assets*
Physical Gold & Gold Related Instruments*	98.52
CBLO	1.53
Cash & Cash Receivables	(0.05)
TOTAL	100.00

* Rounded off to the nearest two digits after the decimal point.

Comprises of 40 Kgs deposited in the Gold Monetisation Scheme of Bank of Nova Scotia.

Asset Profile

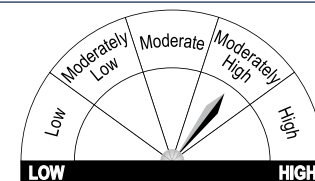


Product Label

This product is suitable for investors who are seeking*:

- To replicate the performance of gold in domestic prices with at least medium term horizon
- Investments in physical gold and gold related instruments / debt & money market instruments

Riskometer



Investors understand that their principal will be at Moderately High risk

*Investors should consult their financial advisors if in doubt about whether the product is suitable for them.

Contact us

IDBI Asset Management Limited

(Investment Manager to IDBI Mutual Fund)

CIN: U65100MH2010PLC199319

Registered Office: IDBI Tower, WTC Complex, Cuffe parade, Colaba, Mumbai - 400005

Corporate Office: 5th Floor, Mafatlal Centre, Nariman Point, Mumbai- 400021



Phone: 022-66442800



Fax: 022-66442801



E-mail: contactus@idbimutual.co.in



Website: www.idbimutual.co.in



SMS: IDBIMF on 09220092200



Toll-free: 1800-419-4324 (from any landline or mobile number across India, between 9 am-6 pm from Monday to Saturday)

Our Branches:

Ahmedabad	: IDBI Mutual Fund, IDBI Complex, 3rd Floor, Near Lal Bungalows, Off. C G Road, Ahmedabad - 380 006. Tel.: 079 - 64502167/68. Fax: 079 - 26400844.
Bengaluru	: IDBI Mutual Fund, No.7, First Level, Unit No. 116, Prestige Centre Point, Cunningham Road, Bengaluru - 560 052. Tel.: 080 - 41495263.
Chandigarh	: IDBI Mutual Fund, IDBI Bank Ltd., First Floor, SCO 162 - 163, Sector - 9C, Chandigarh - 160 009. Tel.: 0172-5076705.
Chennai	: IDBI Mutual Fund, No. 6/11 Pattery Square, 1st Floor, Balfour Road, Kellys, Kilpauk, Chennai - 600 010. Tel.: 044 - 65552320. Fax: 044 - 43456110.
Delhi	: IDBI Mutual Fund, IDBI Bank, 5th Floor, Red Cross Building, Red Cross Road, Parliament Street, New Delhi - 110 001. Tel.: 011- 66130050. Fax: 011 - 66130051.
Hyderabad	: IDBI Mutual Fund, 3rd Floor, 5 - 9 - 89/1, Chapel Road, Hyderabad - 500 001. Tel.: 040 - 66663559. Fax: 040 - 66663889.
Indore	: IDBI Mutual Fund, IDBI Bank Ltd., Ground Floor, 16-C, Omni Palace, Ratlam Kothi Main Road, Indore - 452 001. Tel.: 0731-6679127.
Jaipur	: IDBI Mutual Fund, D-24, Durlabh Niwas, Prithvi Raj Road, C-Scheme, Jaipur - 302 001.
Kochi	: IDBI Mutual Fund, IDBI Bank, Corporate Office, Near Passport Office, Panampally Nagar, Kochi - 680 366. Tel.: 0484 - 6462112.
Kolkata	: IDBI Mutual Fund, IDBI House, 6th Floor, 44, Shakespeare Sarani, Kolkata - 700 017. Tel.: 033 - 66557627. Fax: 033 - 66557629.
Lucknow	: IDBI Mutual Fund, IDBI Bank, 2 M G Marg, Kisan Sekhari Bhawan, Hazratganj, Lucknow - 226 001. Tel.: 0522- 2202863 / 6500103.
Mumbai	: IDBI Mutual Fund, Mafatlal Center, 5th Floor, Nariman Point, Mumbai - 400021. Tel.: 022 - 66442800.
Pune	: IDBI Mutual Fund, IDBI House, 1st Floor, Dnyaneshwar Paduka Chowk, F C Road, Shivaji Nagar, Pune - 411 004. Tel.: 020-66057037/36. Fax: 020 - 66057035.

SCHEME PERFORMANCE - REGULAR PLANS (As on 29th September, 2017)

Schemes Managed by Fund Manager (FM) - Mr. V. Balasubramanian
Total Experience: Over 36 Years

IDBI Equity Advantage Fund (IEAF) Inception date: 10th September, 2013

Period	Returns (in %)		
	IDBI Equity Advantage Fund (G)	S&P BSE 200 Index#	S&P BSE SENSEX##
1 year	11.69	15.92	12.42
3 years	13.48	9.62	5.55
Since Inception (SI) : Upto September 29, 2017	24.81	16.29	11.67
Value of investment of Rs. 10000/- (SI)	Rs. 24,560.00	Rs. 18,439.99	Rs. 15,644.14

FM Managing this Scheme since inception.

The Regular Plan of this scheme is in existence for a period less than 5 years.

Schemes Managed by Fund Manager (FM) - Ms. Uma Venkatraman
Total Experience: Over 15 Years

IDBI India Top 100 Equity Fund (IIT100EF) Inception date: 15th May 2012

Period	Returns (in %)		
	IDBI India Top 100 Equity Fund (G)	Nifty 100 Index#	Nifty 50 Index##
1 year	13.28	15.27	13.94
3 years	11.38	8.68	7.13
5 years	15.40	12.67	11.40
Since Inception (SI) : Upto September 29, 2017	17.10	14.72	13.55
Value of investment of Rs.10000/- (SI)	23,370.00	20,931.23	19,803.75

FM Managing this Scheme since 5th September 2017.

The Regular Plan of this scheme is in existence for a period less than 5 years.

IDBI Nifty Index Fund (INIF) Inception date: 25th June, 2010

Period	Returns (in %)		
	IDBI Nifty Index Fund (G)	Nifty 50 Index-TRI#	Nifty 50 Index##
1 year	12.91	15.39	13.94
3 years	6.40	8.44	7.13
5 years	10.98	12.75	11.40
Since Inception (SI) : Upto September 29, 2017	8.55	10.23	8.89
Value of investment of Rs.10000/- (SI)	18,149.50	20,293.44	18,577.54

FM Managing this Scheme since 5th September 2017.

IDBI Nifty Junior Index Fund (INJIF) Inception date: 20th September, 2010

Period	Returns (in %)		
	IDBI Nifty Junior Index Fund (G)	Nifty Next 50 Index-TRI#	Nifty 50 Index##
1 year	22.42	25.08	13.94
3 years	16.72	19.09	7.13
5 years	19.37	21.67	11.40
Since Inception (SI) : Upto September 29, 2017	11.14	13.09	7.26
Value of investment of Rs.10000/- (SI)	21,006.10	23,739.82	16,367.66

FM Managing this Scheme since 5th September 2017.

Schemes Managed by Fund Manager (FM) - Mr. Ashish Mirshra
Total Experience: Over 11 Years

IDBI Diversified Equity Fund (IDEF) Inception date: 28th March, 2014

Period	Returns (in %)		
	IDBI Diversified Equity Fund (G)	S&P BSE 500#	S&P BSE SENSEX##
1 year	9.29	17.30	12.42
3 years	11.26	10.22	5.55
Since Inception (SI) : Upto September 29, 2017	21.00	15.31	10.07
Value of investment of Rs.10000/- (SI)	19,520.00	16,486.73	14,003.47

FM Managing this Scheme since 5th September 2017.

The Regular Plan of this scheme is in existence for a period less than 5 years.

IDBI Gold Fund (IGFOF) Inception date: 14th August, 2012

Period	Returns (in %)	
	IDBI Gold Fund (G)	Domestic price of physical Gold#
1 year	-7.61	-5.44
3 years	1.22	3.65
5 Years	-3.17	-1.18
Since Inception (SI) : Upto September 29, 2017	-2.50	-0.30

Value of investment of Rs.10000/- (SI) 8,783.00 9,846.94

FM Managing this Scheme since 5th September 2017.

The Regular Plan of this scheme is in existence for a period less than 5 years.

IDBI Gold Exchange Traded Fund (IDBIGOLD) Inception date: 9th November, 2011

Period	Returns (in %)	
	IDBI Gold ETF (G)	Domestic price of physical Gold#
1 year	-5.74	-5.44
3 years	2.91	3.65
5 years	-2.03	-1.18
Since Inception (SI) : Upto September 29, 2017	-0.40	0.50

Value of investment of Rs.10000/- (SI) 9,766.34 10,296.59

FM Managing this Scheme since 5th September 2017.

Schemes Managed by Fund Manager (FM) - Mr. Raju Sharma - Total Experience: Over 25 Years

IDBI Liquid Fund (ILIQF) Inception date: 9th July, 2010

Period	Returns (in %)		
	IDBI Liquid Fund (G)	CRISIL Liquid Fund Index#	CRISIL 1 Yr T-Bill Index##
1 year	6.67	6.70	6.08
3 years	7.65	7.64	7.42
5 years	8.21	8.19	7.25
1 month	0.55	0.54	0.51
2 weeks	0.27	0.26	0.25
1 week	0.14	0.14	0.15
Since Inception (SI) : Upto September 30, 2017	8.39	8.12	6.95

Value of investment of Rs.10000/- (SI) 17,905.71 17,586.97 16,258.33

FM Managing this Scheme since 3rd May 2017

IDBI Dynamic Bond Fund (IDBF) Inception date: 21st February, 2012

Period	Returns (in %)		
	IDBI Dynamic Bond (G)	CRISIL Composite Bond Fund Index#	CRISIL 10 Yr Gilt Index##
1 year	4.19	8.12	7.22
3 years	7.49	10.62	10.47
5 years	6.38	9.35	8.12
Since Inception (SI) : Upto September 29, 2017	6.77	9.32	7.94

Value of investment of Rs.10000/- (SI) 14,441.70 16,481.57 15,348.49

FM Managing this Scheme since 3rd May 2017

IDBI Gilt Fund (IGF) Inception date: 21st December, 2012

Period	Returns (in %)		
	IDBI Gilt Fund (G)	CRISIL Gilt Index#	CRISIL 10 Yr Gilt Index##
1 year	4.25	7.19	7.22
3 years	8.51	10.77	10.47
Since Inception (SI) : Upto September 29, 2017	8.02	9.15	8.10
Value of investment of Rs.10000/- (SI)	14,454.10	15,190.01	14,504.12

FM Managing this Scheme since 3rd May 2017

The Regular Plan of this scheme is in existence for a period less than 5 years.

SCHEME PERFORMANCE - REGULAR PLANS (As on 29th September, 2017) (contd...)

Schemes Managed by Fund Manager (FM) - Mr. Bhupesh Kalyani
Total Experience: Over 15 Years

IDBI Ultra Short Term Fund (IUSTF) Inception date: 3rd September, 2010			
Period	Returns (in %)		
	IDBI Ultra Short Term Fund (G)	CRISIL Liquid Fund Index#	CRISIL 1 Yr T-Bill Index##
1 year	6.23	6.72	6.15
3 years	7.45	7.65	7.42
5 years	8.04	8.19	7.25
Since Inception (SI) : Upto September 29, 2017	8.38	8.17	7.06
Value of investment of Rs.10000/- (SI)	17,669.09	17,437.45	16,209.09
FM Managing this Scheme since 1st February 2017.			

IDBI Short Term Bond Fund (ISTBF) Inception date: 23rd March, 2011			
Period	Returns (in %)		
	IDBI Short Term Bond Fund (G)	CRISIL Short Term Bond Fund Index#	CRISIL 1 Yr T-Bill Index##
1 year	6.39	7.66	6.15
3 years	7.74	8.93	7.42
5 years	7.91	8.92	7.25
Since Inception (SI) : Upto September 29, 2017	8.33	8.91	7.24
Value of investment of Rs.10000/- (SI)	16,855.90	17,458.23	15,782.09
FM Managing this Scheme since 1st February 2017.			

Scheme Benchmark

Additional Benchmark as per SEBI Circular dated August 22, 2011.

Past performance may or may not be sustained in the future. Returns pertain to growth option under Regular Plan. The returns are Compounded Annual Growth Returns (CAGR) for past 1 year, 3 years, 5 years & since inception period and annualised for the period below 1 year. The Regular and Direct Plan of IDBI Mutual Fund have different expense structure.

IDBI Corporate Debt Opportunities Fund (ICDOF) Inception date: 3rd March, 2014

Period	Returns (in %)		
	IDBI Corporate Debt Opportunities Fund (G)	CRISIL Short Term Bond Fund Index#	CRISIL 1 Yr T-Bill Index##
1 year	6.03	7.66	6.15
3 years	8.13	8.93	7.42
Since Inception (SI) : Upto September 29, 2017	8.52	9.19	7.61
Value of investment of Rs.10000/- (SI)	13,399.80	13,698.64	13,000.24

FM Managing this Scheme since 1st February 2017.

The Regular Plan of this scheme is in existence for a period less than 5 years.

Scheme Managed by Fund Managers (FM) -
Mr. Raju Sharma (Debt Portion) - Total Experience: Over 25 Years &
Ms. Uma Venkatraman (Equity Portion) - Total Experience: Over 15 Years

IDBI Monthly Income Plan (IMIP) Inception date: 7th March, 2011

Period	Returns (in %)		
	IDBI Monthly Income Plan (G)	CRISIL MIP Blended Index#	CRISIL 10 Yr Gilt Index##
1 year	4.65	9.06	7.22
3 years	6.51	10.22	10.47
5 years	7.09	9.80	8.12
Since Inception (SI) : Upto September 29, 2017	7.32	9.33	7.46
Value of investment of Rs.10000/- (SI)	15,905.80	17,970.06	16,046.97

Mr. Raju Sharma Managing this Scheme (Debt Portion) since 3rd May 2017 &

Ms. Uma Venkatraman Managing this Scheme (Equity Portion) since 5th September 2017

SYSTEMATIC INVESTMENT PLAN (SIP) PERFORMANCE EQUITY FUNDS - REGULAR PLANS (As on 29th September, 2017)

IDBI Equity Advantage Fund (IEAF)

Instalment amount: ₹ 10,000/-	Investment date: 1st of every month		
Frequency: Monthly	Inception date: 10th September, 2013		
	Since Inception	3 years	1 year
Total amount invested (Rs. in '000)	490	360	120
Market value as on 29th September, 2017 (Rs. in '000)	695.02	425.72	130.00
Scheme Return (% XIRR)	17.32	11.23	15.96
Benchmark (S&P BSE 200 Index #) return (% XIRR)	13.10	11.82	16.80
Additional Benchmark (S&P BSE Sensex##) return (%XIRR)	9.06	8.06	12.94

IDBI India Top 100 Equity Fund (IIT100 EF)

Instalment amount: ₹ 10,000/-	Investment date: 1st of every month			
Frequency: Monthly	Inception date: 15th May, 2012			
	Since Inception	5 years	3 years	1 year
Total amount invested (Rs. in '000)	650	600	360	120
Market value as on 29th September, 2017 (Rs. in '000)	985.66	871.59	426.00	129.90
Scheme Return (% XIRR)	15.34	14.94	11.27	15.80
Benchmark (Nifty 100 Index #) return (% XIRR)	12.94	12.59	11.01	16.24
Additional Benchmark (Nifty 50 Index ##) return (%XIRR)	11.57	11.21	9.70	15.30

IDBI Diversified Equity Fund (IDEF)

Instalment amount: ₹ 10,000/-	Investment date: 1st of every month		
Frequency: Monthly	Inception date: 28th March, 2014		
	Since Inception	3 years	1 year
Total amount invested (Rs. in '000)	430	360	120
Market value as on 29th September, 2017 (Rs. in '000)	535.34	413.20	127.40
Scheme Return (% XIRR)	12.30	9.18	11.74
Benchmark (S&P BSE 500 Index #) return (% XIRR)	12.78	12.70	18.03
Additional Benchmark (S&P BSE Sensex ##) return (%XIRR)	8.09	8.06	12.94

IDBI Nifty Index Fund (INIF)

Instalment amount: ₹ 10,000/-		Investment date: 1st of every month		
Frequency: Monthly		Inception date: 25th June, 2010		
	Since Inception	5 years	3 years	1 year
Total amount invested (Rs. in '000)	880	600	360	120
Market value as on 29th September, 2017 (Rs. in '000)	1282.53	783.17	412.00	129.02
Scheme Return (% XIRR)	10.09	10.61	8.98	14.36
Benchmark (Nifty 50 - Index TRI #) return (% XIRR)	11.91	12.64	11.17	17.09
Additional Benchmark (Nifty 50 Index #) return (%XIRR)	10.53	11.21	9.70	15.30

IDBI Nifty Junior Index Fund (INJIF)

Instalment amount: ₹ 10,000/-	Investment date: 1st of every month			
Frequency: Monthly	Inception date: 20th September, 2010			
	Since Inception	5 years	3 years	1 year
Total amount invested (Rs. in '000)	850	600	360	120
Market value as on 29th September, 2017 (Rs. in '000)	1613.56	984.27	469.26	133.23
Scheme Return (% XIRR)	17.78	19.92	18.04	21.27
Benchmark (NiftyNext 50 Index - TRI#) return (%XIRR)	19.98	22.38	20.37	24.27
Additional Benchmark (Nifty 50 - Index ##) return (%XIRR)	10.65	11.21	9.70	15.30

Scheme Benchmark

Additional Benchmark as per SEBI Circular dated August 22, 2011.

Past Performance may or may not be sustained in the future. Returns pertain to growth option under Regular Plan and the same have been computed using XIRR by excel spreadsheet function. XIRR helps in calculating return on investments based on cash flows that are uniform and regular monthly subscriptions. The Regular and Direct Plan of IDBI Mutual Fund have different expense structure.

SCHEME PERFORMANCE - DIRECT PLANS (As on 29th September, 2017)

Schemes Managed by Fund Manager (FM) - Mr. V. Balasubramanian Total Experience: Over 36 Years

IDBI Equity Advantage Fund (IEAF) Inception date: 10th September, 2013			
Period	Returns (in %)		
	IDBI Equity Advantage Fund (G)	S&P BSE 200 Index#	S&P BSE SENSEX##
1 year	13.42	15.92	12.42
3 years	14.67	9.62	5.55
Since Inception (SI) : Upto September 29, 2017	25.99	16.29	11.67
Value of investment of Rs. 10000/- (SI)	25,520.00	18,439.99	15,644.14

FM Managing this Scheme since inception.

The Direct Plan of this scheme is in existence for a period less than 5 years.

Schemes Managed by Fund Manager (FM) - Ms. Uma Venkatraman Total Experience: Over 15 Years

IDBI India Top 100 Equity Fund (IIT100EF) Inception date: 1st January, 2013			
Period	Returns (in %)		
	IDBI India Top 100 Equity Fund (G)	Nifty 100 Index#	Nifty 50 Index##
1 year	15.12	15.27	13.94
3 years	12.44	8.68	7.13
Since Inception (SI) : Upto September 29, 2017	15.74	12.11	11.06
Value of investment of Rs.10000/- (SI)	20,008.24	17,202.09	16,449.08

FM Managing this Scheme since 5th September 2017.

The Direct Plan of this scheme is in existence for a period less than 5 years.

IDBI Nifty Index Fund (INIF) Inception date: 1st January, 2013			
Period	Returns (in %)		
	IDBI Nifty Index Fund (G)	Nifty 50 Index-TRI#	Nifty 50 Index##
1 year	14.32	15.39	13.94
3 years	7.49	8.44	7.13
Since Inception (SI) : Upto September 29, 2017	11.50	12.45	11.06
Value of investment of Rs.10000/- (SI)	16,765.54	17,451.71	16,449.08

FM Managing this Scheme since 5th September 2017.

The Direct Plan of this scheme is in existence for a period less than 5 years.

IDBI Nifty Junior Index Fund (INJIF) Inception date: 1st January, 2013			
Period	Returns (in %)		
	IDBI Nifty Junior Index Fund (G)	Nifty Next 50 Index-TRI#	Nifty 50 Index##
1 year	24.14	25.08	13.94
3 years	18.00	19.09	7.13
Since Inception (SI) : Upto September 29, 2017	18.53	19.81	11.06
Value of investment of Rs.10000/- (SI)	22,405.47	23,574.24	16,449.08

FM Managing this Scheme since 5th September 2017.

The Direct Plan of this scheme is in existence for a period less than 5 years.

Schemes Managed by Fund Manager (FM) - Mr. Ashish Mirshra Total Experience: Over 11 Years

IDBI Diversified Equity Fund (IDEF) Inception date: 28th March, 2014			
Period	Returns (in %)		
	IDBI Diversified Equity Fund (G)	S&P BSE 500#	S&P BSE SENSEX##
1 year	11.30	17.30	12.42
3 years	12.41	10.22	5.55
Since Inception (SI) : Upto September 29, 2017	22.16	15.31	10.07
Value of investment of Rs.10000/- (SI)	20,190.00	16,486.73	14,003.47

FM Managing this Scheme since 5th September 2017.

The Direct Plan of this scheme is in existence for a period less than 5 years.

IDBI Gold Fund (IGFOF) Inception date: 1st January, 2013		
Period	Returns (in %)	
	IDBI Gold Fund (G)	Domestic price of physical Gold#
1 year	-7.12	-5.44
3 years	1.66	3.65
Since Inception (SI) : Upto September 29, 2017	-2.32	-0.65
Value of investment of Rs.10000/- (SI)	8,947.03	9,696.10

FM Managing this Scheme since 5th September 2017.

The Direct Plan of this scheme is in existence for a period less than 5 years.

Schemes Managed by Fund Manager (FM) - Mr. Raju Sharma - Total Experience: Over 25 Years

IDBI Liquid Fund (ILIQF) Inception date: 1st January, 2013			
Period	Returns (in %)		
	IDBI Liquid Fund (G)	CRISIL Liquid Fund Index#	CRISIL 1 Yr T-Bill Index##
1 year	6.78	6.70	6.08
3 years	7.76	7.64	7.42
1 month	0.56	0.54	0.51
2 weeks	0.27	0.26	0.25
1 week	0.15	0.14	0.15
Since Inception (SI) : Upto September 30, 2017	8.28	8.21	7.23
Value of investment of Rs.10000/- (SI)	14,591.27	14,541.88	13,925.91

FM Managing this Scheme since 3rd May 2017

The Direct Plan of this scheme is in existence for a period less than 5 years.

IDBI Dynamic Bond Fund (IDBF) Inception date: 1st January, 2013			
Period	Returns (in %)		
	IDBI Dynamic Bond (G)	CRISIL Composite Bond Fund Index#	CRISIL 10 Yr Gilt Index##
1 year	5.64	8.12	7.22
3 years	8.39	10.62	10.47
Since Inception (SI) : Upto September 29, 2017	6.93	9.36	7.87
Value of investment of Rs.10000/- (SI)	13,741.36	15,287.63	14,328.85

FM Managing this Scheme since 3rd May 2017

The Direct Plan of this scheme is in existence for a period less than 5 years.

IDBI Gilt Fund (IGF) Inception date: 1st January, 2013			
Period	Returns (in %)		
	IDBI Gilt Fund (G)	CRISIL Gilt Index#	CRISIL 10 Yr Gilt Index##
1 year	5.47	7.19	7.22
3 years	9.28	10.77	10.47
Since Inception (SI) : Upto September 29, 2017	8.53	8.89	7.87
Value of investment of Rs.10000/- (SI)	14,747.93	14,981.39	14,328.85

FM Managing this Scheme since 3rd May 2017

The Direct Plan of this scheme is in existence for a period less than 5 years.

Schemes Managed by Fund Manager (FM) - Mr. Bhupesh Kalyani Total Experience: Over 15 Years

IDBI Ultra Short Term Fund (IUSTF) Inception date: 1st January, 2013			
Period	Returns (in %)		
	IDBI Ultra Short Term Fund (G)	CRISIL Liquid Fund Index#	CRISIL 1 Yr T-Bill Index##
1 year	7.16	6.72	6.15
3 years	8.28	7.65	7.42
Since Inception (SI) : Upto September 29, 2017	8.60	8.21	7.22
Value of investment of Rs.10000/- (SI)	14,791.20	14,539.44	13,923.67

FM Managing this Scheme since 1st February 2017.

The Direct Plan of this scheme is in existence for a period less than 5 years.

SCHEME PERFORMANCE - DIRECT PLANS (As on 29th September, 2017) (contd...)

IDBI Short Term Bond Fund (ISTBF)			
Inception date: 1st January, 2013			
Period	Returns (in %)		
	IDBI Short Term Bond Fund (G)	CRISIL Short Term Bond Fund Index#	CRISIL 1 Yr T-Bill Index##
1 year	7.59	7.66	6.15
3 years	8.73	8.93	7.42
Since Inception (SI) : Upto September 29, 2017	8.80	8.96	7.22
Value of investment of Rs.10000/- (SI)	14,918.33	15,026.31	13,923.67
FM Managing this Scheme since 1st February 2017. The Direct Plan of this scheme is in existence for a period less than 5 years.			

IDBI Corporate Debt Opportunities Fund (ICDOF)			
Inception date: 3rd March, 2014			
Period	Returns (in %)		
	IDBI Corporate Debt Opportunities Fund (G)	CRISIL Short Term Bond Fund Index#	CRISIL 1 Yr T-Bill Index##
1 year	7.27	7.66	6.15
3 years	9.13	8.93	7.42
Since Inception (SI) : Upto September 29, 2017	9.50	9.19	7.61
Value of investment of Rs.10000/- (SI)	13,836.10	13,698.64	13,000.24
FM Managing this Scheme since 1st February 2017. The Direct Plan of this scheme is in existence for a period less than 5 years.			

Scheme Managed by Fund Managers (FM) -
Mr. Raju Sharma (Debt Portion) - Total Experience: Over 25 Years &
Ms. Uma Venkatraman (Equity Portion) - Total Experience: Over 15 Years

IDBI Monthly Income Plan (IMIP)			
Inception date: 1st January, 2013			
Period	Returns (in %)		
	IDBI Monthly Income Plan (G)	CRISIL MIP Blended Index#	CRISIL 10 Yr Gilt Index##
1 year	5.94	9.06	7.22
3 years	7.31	10.22	10.47
Since Inception (SI) : Upto September 29, 2017	7.62	9.75	7.87
Value of investment of Rs.10000/- (SI)	14,170.63	15,551.88	14,328.85

Mr. Raju Sharma Managing this Scheme (Debt Portion) since 3rd May 2017 &
Ms. Uma Venkatraman Managing this Scheme (Equity Portion) since 5th September 2017
The Direct Plan of this scheme is in existence for a period less than 5 years.

Scheme Benchmark; ## Additional Benchmark as per SEBI Circular dated August 22, 2011.

Past performance may or may not be sustained in the future. Returns pertain to growth option under Direct Plan. The returns are Compounded Annual Growth Returns (CAGR) for past 1 year, 3 years, 5 years & since inception period and annualised for the period below 1 year. The Regular and Direct Plan of IDBI Mutual Fund have different expense structure.

SYSTEMATIC INVESTMENT PLAN (SIP) PERFORMANCE EQUITY FUNDS - DIRECT PLANS (As on 29th September, 2017)

IDBI Equity Advantage Fund (IEAF)			
Instalment amount: ₹ 10,000/-	Investment date: 1st of every month		
Frequency: Monthly	Inception date: 10th September, 2013		
	Since Inception	3 years	1 year
Total amount invested (Rs. in '000)	490	360	120
Market value as on 29th September, 2017 (Rs. in '000)	713.23	434.22	131.22
Scheme Return (% XIRR)	18.64	12.59	17.96
Benchmark (S&P BSE 200 Index #) return (% XIRR)	13.10	11.82	16.80
Additional Benchmark (S&P BSE Sensex ##) return (%XIRR)	9.06	8.06	12.94

IDBI India Top 100 Equity Fund (IIT100 EF)			
Instalment amount: ₹ 10,000/-	Investment date: 1st of every month		
Frequency: Monthly	Inception date: 1st January, 2013		
	Since Inception	3 years	1 year
Total amount invested (Rs. in '000)	570	360	120
Market value as on 29th September, 2017 (Rs. in '000)	832.67	434.21	131.13
Scheme Return (% XIRR)	16.02	12.59	17.81
Benchmark (Nifty 100 Index #) return (% XIRR)	12.58	11.01	16.24
Additional Benchmark (Nifty 50 Index ##) return (%XIRR)	11.17	9.70	15.30

IDBI Diversified Equity Fund (IDEF)			
Instalment amount: ₹ 10,000/-	Investment date: 1st of every month		
Frequency: Monthly	Inception date: 28th March, 2014		
	Since Inception	3 years	1 year
Total amount invested (Rs. in '000)	430	360	120
Market value as on 29th September, 2017 (Rs. in '000)	548.28	422.04	128.79
Scheme Return (% XIRR)	13.68	10.63	13.99
Benchmark (S&P BSE 500 Index #) return (% XIRR)	12.78	12.70	18.03
Additional Benchmark (S&P BSE Sensex ##) return (%XIRR)	8.09	8.06	12.94

IDBI Nifty Index Fund (INIF)			
Instalment amount: ₹ 10,000/-	Investment date: 1st of every month		
Frequency: Monthly	Inception date: 1st January, 2013		
	Since Inception	3 years	1 year
Total amount invested (Rs. in '000)	570	360	120
Market value as on 29th September, 2017 (Rs. in '000)	751.33	419.65	129.92
Scheme Return (% XIRR)	11.61	10.24	15.83
Benchmark (Nifty 50 Index - TRI #) return (% XIRR)	12.62	11.17	17.09
Additional Benchmark (Nifty 50 Index ##) return (%XIRR)	11.17	9.70	15.30

IDBI Nifty Junior Index Fund (INJIF)			
Instalment amount: ₹ 10,000/-	Investment date: 1st of every month		
Frequency: Monthly	Inception date: 1st January, 2013		
	Since Inception	3 years	1 year
Total amount invested (Rs. in '000)	570	360	120
Market value as on 29th September, 2017 (Rs. in '000)	939.50	478.94	134.25
Scheme Return (% XIRR)	21.26	19.50	22.95
Benchmark (NiftyNext 50 Index - TRI #) return (%XIRR)	22.51	20.37	24.27
Additional Benchmark (Nifty 50 Index ##) return (%XIRR)	11.17	9.70	15.30

Scheme Benchmark

Additional Benchmark as per SEBI Circular dated August 22, 2011.

Past Performance may or may not be sustained in the future. Returns pertain to growth option under Direct Plan and the same have been computed using XIRR by excel spreadsheet function. XIRR helps in calculating return on investments based on cash flows that are uniform and regular monthly subscriptions. The Regular and Direct Plan of IDBI Mutual Fund have different expense structure.

MUTUAL FUND INVESTMENTS ARE SUBJECT TO MARKET RISKS, READ ALL SCHEME RELATED DOCUMENTS CAREFULLY.

KARVY INVESTOR SERVICE CENTRES

Agartala: Bidurkarta Chowmuhani, J N Bari Road, Tripura (West), Agartala, Tripura - 799001. **Agra:** 1st Floor, Deepak Wasan Plaza, Behind Holiday Inn, Sanjay Place, Agra, Uttar Pradesh - 282002. **Ahmedabad:** 201/202 Shail Complex, Opp: Madhusudan House, B/H Girish Cold Drink, off C G Road, Navrangpura, Ahmedabad, Gujarat - 380006. **Ajmer:** 302, 3rd Floor, Ajmer Auto Building, Opposite City Power House, Jaipur Road; Ajmer, Rajasthan - 305001. **Akola:** Yamuna Tarang Complex, Shop No 30, Ground Floor, N. H. No- 06, Murtizapur Road, Opp Radhakrishna Talkies, Akola, Maharashtra - 444004. **Aligarh:** 1st Floor, Kumar Plaza, Ramghat Road, Aligarh, Uttar Pradesh - 202001. **Allahabad:** Rsa Towers, 2nd Floor, Above Sony TV Showroom, 57, S P Marg, Civil Lines, Allahabad, Uttar Pradesh - 211001. **Alleppy:** 1st Floor, Jp Towers, Mullackal, Ksrtc Bus Stand, Alleppy, Kerala - 688011. **Alwar:** 101, Saurabh Tower, Opp. Uit, Near Bhagat Singh Circle, Road No. 2, Alwar, Rajasthan - 301001. **Amaravathi:** Shop No. 21, 2nd Floor, Gulshan Tower, Near Panchsheel Talkies, Jaistambh Square, Amaravathi, Maharashtra - 444601. **Ambala:** 6349, Nicholson Road, Adjacent Kos Hospital Ambala Cant, Ambala, Haryana - 133001. **Amritsar:** 72-A, Taylor's Road, Opp Aga Heritage Club, Amritsar, Punjab - 143001. **Anand:** B-42 Vaibhav Commercial Center, Nr Tvs Down Town Show Room, Grid Char Rasta, Anand, Gujarat - 380001. **Ananthapur:** #15/149, 1st Floor, S R Towers, Subash Road, Opp. To Lalitha Kala Parishad, Anantapur, Andhra Pradesh - 515001. **Ankleshwar:** L/2 Keval Shopping Center, Old National Highway, Ankleshwar, Ankleshwar, Gujarat - 393002. **Asansol:** 114/71 G T Road, Near Sony Centre, Bhanga Pachil, Asansol, West Bengal - 713303. **Aurangabad:** Ramkunj Niwas, Railway Station Road, Near Osmanpur Circle, Aurangabad, Maharashtra - 431005. **Azamgarh:** 1st Floor, Alkal Building, Opp. Nagaripalika Civil Line, Azamgarh, Uttar Pradesh - 276001. **Balalore:** M. S Das Street, Gopalgaon, Balalore, Orissa, Balalore, Orissa - 756001. **Bangalore:** 59, Skanda Puttanna Road, Basavanagudi, Bangalore, Karnataka - 560004. **Bankura:** Ambika Market Complex (Ground Floor), Nutanganj, Post & Dist Bankura, Bankura, West Bengal - 722101. **Barcelly:** 1st Floor, 165, Civil Linesopp. Hotel Barcelly Palace, Near Railway Station, Barcelly, Uttar Pradesh - 243001. **Barhampore (WB):** Thakur Market Complex, Gorabazar, Post Berhampore Dist Murshidabad, 72 No Nayasarak Road, Barhampore (Wb), West Bengal - 742101. **Baroda:** 203, Corner Point, Jetalpur Road, Baroda, Gujarat, Baroda, Gujarat - 390007. **Begusarai:** Near Hotel Diamond Surbhi Complex, O. C Township Gate, Kapasiya Chowk, Begusarai, Bihar - 851117. **Belgaum:** Cts No 3939/ A2 A1, Above Raymonds Show Room, Beside Harsha Appliances, Club Road, Belgaum, Karnataka - 590001. **Bellary:** No. 1, Khb Colony, Gandhi Nagar, Bellary, Karnataka - 583103. **Berhampur (Or):** Divya Nandan Kalyan Mandap, 3rd Lane Dharam Nagar, Near Lohiya Motor, Berhampur (Or), Orissa - 760001. **Betul:** 107, 1st Floor, Hotel Utkarsh, J. H. College Road, Betul, Madhya Pradesh - 460001. **Bhagalpur:** 2nd Floor, Chandralok Complex, Ghantaghar, Radha Rani Sinha Road, Bhagalpur, Bihar - 812001. **Bharuch:** Shop No 147-148, Aditya Complex, Near Kasak Circle, Bharuch, Gujarat - 392001. **Bhatinda:** #2047-A 2nd Floor, The Mall Road, Above Max New York Life Insurance, Bhatinda, Punjab - 151001. **Bhavnagar:** Krushna Darshan Complex, Parimal Chowk, office No. 306-307, 3rd Floor, Above Jed Blue Show Room, Bhavnagar, Gujarat - 364002. **Bhilai:** Shop No -1, First Floor Plot No -1, Commercial Complex Nehru Nagar - East, Bhilai, Chatisgarh - 490020. **Bhilwara:** Shop No. 27-28, 1st Floor, Heera Panna Market, Pur Road, Bhilwara, Rajasthan - 311001. **Bhopal:** Kay Kay Business Centre, 133, Zone I, Mp Nagar, Above City Bank, Bhopal, Madhya Pradesh - 462011. **Bhubaneswar:** A/181, Back Side of Shivam Honda Show Room, Saheed Nagar, Bhubaneswar, Orissa - 751007. **Bikaner:** 70-71, 2nd Floor Dr. Chahar Building, Panchsati Circle, Sadul Ganj, Bikaner, Rajasthan - 334003. **Bilaspur:** Shop No -225,226 & 227, 2nd Floor, Narayan Plaza, Link Road, Bilaspur, Chatisgarh - 495001. **Bokaro:** B-1, 1st Floor, City Centre, Sector- 4, Near Sona Chandi Jewellers, Bokaro, Jharkhand - 827004. **Borivali:** Gomati Smuti, Ground Floor, Jamblji Gully, Near Railway Station, Borivali (West), Mumbai - 400 092. **Burdwan:** 63 Gt Road, Halder Complex 1st Floor, Burdwan, West Bengal - 713101. **Calicut:** 2nd Floor Soubhagya Shopping Complex, Arayidathpalam, Mavoor Road, Calicut, Kerala - 673004. **Chandigarh:** Sco- 2423-2424, Above Mirchi Restaurant, New Aroma Hotel, First Floor, Sector 22-C, Chandigarh, Union Territory - 160022. **Chandrapur:** Shop No-6 office No-2, 1st Floor Rauts Raghuvanshi Complex, Beside Azad Garden Main Road, Chandrapur, Maharashtra - 442402. **Chennai:** F-11, Akshaya Plaza, 1st Floor, 108, Adhithanar Salai, Egmore, Opp To Chief Metropolitan Court, Chennai, Tamil Nadu - 600002. **Chinsura:** J C Ghosh Saranu, Bhanga Gara, Chinsurah, Hooghly, Chinsurah, West Bengal - 712101. **Cochin:** Ali Arcade, 1st Floor, Kizhavana Road, Panampilly Nagar, Near Atlantis Junction, Ernakulam, Kerala - 682036. **Coimbatore:** 3rd Floor, Jaya Enclave, 1057 Avinashi Road, Coimbatore, Tamil Nadu - 641018. **Cuttack:** Opp Dargha Bazar Police Station, Dargha Bazar, Po - Buxi Bazar, Cuttack, Orissa - 753001. **Darbhangha:** Jaya Complex, 2nd Floor, Above Furniture Planet, Donar, Chowk, Darbhanga, Bihar - 846003. **Davangere:** D. No 376/2, 4Th Main, 8Th Cross, P J Extension, Opp Byadgishettar School, Davangere, Karnataka - 577002. **Dehradun:** Kaulagarh Road, Near Sirmour Margabow, Reliance Webworld, Dehradun, Uttarakhand - 248001. **Deoria:** 1st Floor, Shanti Niketan, Opp. Zila Panchayat, Civil Lines, Deoria, Uttar Pradesh - 274001. **Dewas:** 27 Rmo House, Station Road, Above Maa Chamunda Gaes Agency, Dewas, Madhya Pradesh - 455001. **Dhanbad:** 208 New Market 2nd Floor, Bank More, Dhanbad, Jharkhand - 826001. **Dharwad:** 307/9-A 1st Floor, Nagarkar Colony, Elite Business Center, Nagarkar Colony, P B Road, Dharwad, Karnataka - 580001. **Dhule:** Ground Floor Ideal Laundry, Lane No 4, Khol Galli, Near Muthoot Finance, Opp Bhavasar General Store, Dhule, Maharashtra - 424001. **Dindigul:** No: 9 Old No:4/B, New Agraharam, Palani Road, Dindigul, Tamil Nadu - 624001. **Durgapur:** Mwav-16 Bengal Ambuja, 2nd Floor City Centre, Distt. Burdwan, Durgapur-16, Durgapur, West Bengal - 713216. **Eluru:** D. No:23B-5-93/1, Savithri Complex, Edaravari Street, Near Dr. Prabhavathi Hospital, R. R. Pet, Eluru, Andhra Pradesh - 534002. **Erode:** No: 4, Veerappan Traders Complex, Kmy Salai, Sathy Road, Opp. Erode Bus Stand, Erode, Tamil Nadu - 638003. **Faridabad:** A-2B, 3rd Floor, Neelam Bata Road, Peer Ki Mazar, Nehru Groundint, Faridabad, Haryana - 121001. **Ferozpur:** The Mall Road, Chawla Building, 1st Floor, Opp. Centrail Jail, Near Hanuman Mandir, Ferozpur, Punjab - 152002. **Gandhidham:** Shop # 12, Shree Ambica Arcade, Plot # 300, Ward 12. Opp. CG High School, Near HDFC Bank, Gandhidham, Gujarat - 370201. **Gandhinagar:** 123, First Floor, Megh Malhar Complex, Opp Vijay Petrol Pump, Sector - 11, Gandhinagar, Gujarat - 382011. **Gaya:** 54 Lal Kothi Compound, Shree Krishna Road, 2nd Floor - North side, Nr. Royal Surya Hotel, Gaya, Bihar - 823001. **Ghaziabad:** 1st Floor C-7, Lohia Nagar, Ghaziabad, Uttar Pradesh - 201001. **Ghazipur:** 2nd Floor, Shubhra Hotel Complex, Mahaubagh, Ghazipur, Uttar Pradesh - 233001. **Gonda:** Shri Market, Sahabgunj, Station Road, Gonda, Uttar Pradesh - 271001. **Goarakhpur:** Above V. I. P. House Ajdacent, A. D. Girls College, Bank Road, Goarakhpur, Uttar Pradesh - 273001. **Gulbarga:** Cts No 2913 1st Floor, Asian Towers, Jagath Station Main Road, Next To Adithya Hotel, Gulbarga, Karnataka - 585105. **Guntur:** D No 6-10-27, Srinilayam, Arundelpet, 10/1, Guntur, Andhra Pradesh - 522002. **Gurgaon:** Shop No. 18, Ground Floor, Sector - 14, Opp. Akd Tower, Near Huda office, Gurgaon, Haryana - 122001. **Guwahati:** 1st Floor, Bajrangbali Building, Near Bora Service Station, Gs Road, Guwahati, Assam - 781007. **Gwalior:** 2nd Floor, Rajeev Plaza, Jayendra Ganj, Lashkar, Gwalior, Madhya Pradesh - 474009. **Haldwani:** Above Kapilaz, Sweet House, Opp Lic Building, Piliokothi, Kaladhungi Road, Haldwani, Uttarakhand - 263139. **Haridwar:** 8, Govind Puri, Opp. Lic - 2, Above Vijay Bank, Main Road, Ranipur More, Haridwar, Uttarakhand - 249401. **Hassan:** Sas No-212, Ground Floor, Sampige Road 1st Cross, Near Hotel Souther Star, K R Puram, Hassan, Karnataka - 573201. **Hissar:** Sco 71, 1st Floor, Red Square Market, Hissar, Haryana - 125001. **Hoshiarpur:** 1st Floor, The Mall Tower, Opp Kapila Hospital, Sutheri Road, Hoshiarpur, Punjab - 146001. **Hubli:** Cte No. 483/A1/A2, Ground Floor, Shri Ram Palza, Behind Kotak Mahindra Bank, Club Road, Hubli, Karnataka - 580029. **Hyderabad:** Karvy House, No:46, 8-2-609/K, Avenue 4, Street No. 1, Banjara Hills, Hyderabad, Telangana - 500034. **Indore:** 2nd Floor, 203-205 Balaji Corporate House, Above Icici Bank, 19/1 New Palasia, Near Curewell Hospital, Janjeerwala Square Indore, Indore, Madhya Pradesh - 452001. **Jabalpur:** Grover Chamber, 43 Naya Bazar Malviya Chowk, Opp Shyam Market, Jabalpur, Madhya Pradesh - 482002. **Jaipur:** S16/A 1st Floor, Land Mark Building Opp Jai Club, Mahaver Marg C Scheme, Jaipur, Rajasthan - 302001. **Jalandhar:** 1st Floor, Shanti Towers, Sco No. 37, Puda Complex, Opposite Tehsil Complex, Jalandhar, Punjab - 144001. **Jalgaon:** 269, Jace Vishwa, 1 St Floor, Baliram Peth, Above Union Bank of India, Near Kishor Agencies , Jalgaon , Maharashtra - 425001. **Jalpaiguri:** D B C Road Opp Nirala Hotel, Opp Nirala Hotel, Jalpaiguri, West Bengal - 735101. **Jammu:** Gupta's Tower, 2nd Floor, Cb-12, Rail Head Complex, Jammu, Jammu & Kashmir - 180012. **Jamnagar:** 136-137-138 Madhav Palaza, Opp Sbi Bank, Nr Lal Bunglow, Jamnagar, Gujarat - 361001. **Jamshedpur:** 2nd Floor, R R Square, Sb Shop Area, Near Reliance Foot Print & Hotel- Bs Park Plaza, Main Road, Bistupur, Jamshedpur, Jharkhand - 831001. **Jaunpur:** R N Complex, 1-1-9-G, In Front of Pathak Honda, Ummarpur, Jaunpur, Uttar Pradesh - 222002. **Jhansi:** 371/01, Narayan Plaza, Gwalior Road, Near Jeevan Shah Chauraha, Jhansi, Uttar Pradesh - 284001. **Jodhpur:** 203, Modi Arcade, Chopasni Road, Jodhpur, Rajasthan - 342001. **Junagadh:** 124-125 Punit Shopping Center, M. G Road, Ranavav Chowk, Junagadh, Gujarat - 362001. **Kannur:** 2 Nd Floor, Prabhath Complex, Fort Road, Nr. Icici Bank, Kannur, Kerala - 670001. **Kanpur:** 15/46, B, Ground Floor, Opp: Muir Mills, Civil Lines, Kanpur, Uttar Pradesh - 208001. **Karaikudi:** No. 2, Gopi Arcade, 100 Feet Road, Karaikudi, Tamil Nadu - 630001. **Karimnagar:** H. No. 42-130/131, Above Union Bank, Jafri Road, Rajeev Chowk, Karimnagar, Telangana - 505001. **Karnal:** 18/369, Char Chaman, Kunjipura Road, Behind Miglani Hospital, Karnal, Haryana - 132001. **Karur:** No. 6, Old No. 1304, Thiru-Vi-Ka Road, Near G. R. Kalyan Mahal, Karur, Tamil Nadu - 639001. **Kharagpur:** 180 Malancha Road, Beside Axis Bank Ltd, Kharagpur, West Bengal - 721304. **Kolhapur:** 605/1/4 E Ward, Shahupuri 2nd Lane, Laxmi Niwas, Near Sultane Chambers, Kolhapur, Maharashtra - 416001. **Kolkata:** Apeejay House (Beside Park Hotel), C Block, 3rd Floor, 15 Park Street, Kolkata, West Bengal - 700016. **Kollam:** Sree Vigneswara Bhavan, Shastri Junction, Kadapakada, Kollam, Kerala - 691001. **Korba:** 1st Floor, City Centre, 97 Ircc, Transport Nagar, Korba, Chatisgarh - 495677. **Kota:** 29, Ist Floor, Near Lala Lajpat Rai Circle, Shopping Centre, Kota, Rajasthan - 324007. **Kottayam:** 1st Floor Csiacsension Square, Railway Station Road, Collectorate P O, Kottayam, Kerala - 686002. **Kurnool:** Shop No. 43, 1st Floor, S V Complex, Railway Station Road, Near Sbi Main Branch, Kurnool, Andhra Pradesh - 518004. **Lucknow:** 1st Floor, A. A. Complex, 5 Park Road, Hazratganj, Thaper House, Lucknow, Uttar Pradesh - 226001. **Ludhiana:** Sco - 136, 1st Floor Above Airtel Showroom, Feroze Gandhi Market, Ludhiana, Punjab - 141001. **Madurai:** Rakesh Towers, 30-C, 1st Floor, Bye Pass Road, Opp Nagappa Motors, Madurai, Tamil Nadu - 625010. **Malappuram:** First Floor, Peekays Arcade, Down Hill, Malappuram, Kerala - 676505. **Malda:** Sahis Tuli, Under Ward No. 6, No. 1 Govt Colony, English Bazar Municipality, Malda, West Bengal - 732101. **Mandi:** 149/11, School Bazaar, Near Uco Bank, Opp. Hari Mandir, Mandi, Uttar Pradesh - 175001. **Mangalore:** Mahendra Arcade Opp Court Road, Karangal Padi, Mangalore, Karnataka - 575003. **Margao:** 2nd Floor, Dalal Commercial Complex, Pajifond, Margao, Goa - 403601. **Mathura:** Ambey Crown, 2nd Floor, In Front of Bsa College, Gaushal Road, Mathura, Uttar Pradesh - 281001. **Meerut:** 1st Floor, Medi Centreopp Icici Bank, Hapur Road Near Bachha Park, Meerut, Uttar Pradesh - 250002. **Mehsana:** Ul/47 Apollo Enclave, Opp Simandhar Temple, Modhera Cross Road, Mehsana, Gujarat - 384002. **Mirzapur:** Abhay Mandir, Above Hdfc Bank, Dankin Gunj, Mirzapur, Uttar Pradesh - 231001. **Moga:** 1st Floor, Dutt Road, Mandir Wali Gali, Civil Lines, Barat Ghar, Moga, Punjab - 142001. **Moradabad:** Om Arcade, Parker Road, Above Syndicate Bank, Chowk Tari Khana, Moradabad, Uttar Pradesh - 244001. **Morena:** Moti Palace, Near Ramjanki Mandir, Near Ramjanki Mandir, Morena, Madhya Pradesh - 476001. **Mumbai:** 24/B, Raja Bahadur Compound, Ambalal Doshi Marg, Behind Bse Bldg, Fort, Maharashtra - 400001. **Muzaffarpur:** First Floor, Shukla Complex, Near Icici Bank, Civil Court Branch, Company Bagh, Muzaffarpur, Bihar - 842001. **Mysore:** L-350, Silver Tower, Ashoka Road, Opp. Clock Tower, Mysore, Karnataka - 570001. **Nadiad:** 104/105, Near Paras Cinema, City Point Nadiad, Nadiad, Gujarat - 387001. **Nagercoil:** 45, East Car Street, 1st Floor, Nagercoil, Tamil Nadu - 629 001.

Nagpur: Plot No 2/1 House No 102/1, Mata Mandir Road, Mangaldeep Appartment Opp Khandelwal Jewelers, Dharampeth, Nagpur, Maharashtra - 440010. **Namakkal:** 105/2, Arun Towers, Paramathi Road, Namakkal, Tamil Nadu - 637001. **Nanded:** Shop No. 4, Santakripa Market, G G Road, Opp. Bank of India, Nanded, Maharashtra - 431601. **Nasik:** S-9, 2nd Floor, Suyojit Sankul, Sharanpur Road, Nasik - 422 002. **Navsari:** 1/1 Chinmay Arcade, Opp Sattapir Rd, Tower Rd, Navsari, Gujarat - 396445. **Nellore:** 16-2-230, Room No: 207, 2nd Floor, Keizen Heights, Gandhi Nagar, Pogathota, Nellore, Andhra Pradesh - 524001. **New Delhi:** 305 New Delhi House, 27 Barakhamba Road, New Delhi, New Delhi - 110001. **Nizamabad:** H No:5-6-430, Above Bank of Baroda First Floor, Beside Hdfe Bank, Hyderabad Road, Nizamabad, Telangana - 503003. **Noida:** 405, 4Th Floor, Vishal Chamber, Plot No. 1, Sector-18, Noida, Uttar Pradesh - 201301. **Palghat:** No: 20 & 21, Metro Complex H. P. O. Road Palakkad, H. P. O. Road, Palakkad, Kerala - 678001. **Panipat:** Java Complex, 1st Floor, Above Vijaya Bank, G T Road, Panipat, Haryana - 132103. **Panjim:** Flat No. 1-A, H. No. 13/70, Timotio Bldg, Heliodoro Salgado Road, Next To Navhind Bhavan (Market Area), Panjim, Goa - 403001. **Pathankot:** 2nd Floor, Sahni Arcade Complex, Adj. Indra Colony Gate Railway Road, Pathankot, Pathankot, Punjab - 145001. **Patiala:** Sco 27 D, Chotti Baradari, Near Car Bazaar, Patiala, Punjab - 147001. **Patna:** 3A, 3rd Floor Anand Tower, Exhibition Road, Opp Icc Bank, Patna, Bihar - 800001. **Pollachi:** 146/4, Ramanathan Building, 1st Floor New Scheme Road, Pollachi, Tamil Nadu - 642002. **Pondicherry:** Building No:7, 1st Floor, Thiagarajar Street, Pondicherry, Pondicherry - 605001. **Proddatur:** D.No: 4/625, Bhairavi Complex, Upstairs Karur Vysya Bank, Gandhi Road, Proddatur, Andhra Pradesh - 516 360. **Pudukottai:** Sundaram Masilamani Towers, TS No. 5476 - 5479, Pm Road, Old Tirumayam Salai, Near Anna Statue, Jublie Arts, Pudukottai, Tamil Nadu - 622001. **Pune:** Mozaic Bldg, Cts No. 1216/1, Final, Plot No. 576/1 TP, Scheme No. 1, F C Road, Bhamburda, Shivaji Nagar, Pune, Maharashtra - 411004. **Raipur:** Office No. S-13, 2nd Floor, Reheja Tower, Fafadih, Chowk, Jail Road, Raipur (C.G.) - 492 001. **Rajahmundry:** D. No. 6-1-4, Rangachary Street, T. Nagar, Near Axis Bank Street, Rajahmundry, Andhra Pradesh - 533101. **Rajapalayam:** Sri Ganapathy Complex, 14B/5/18, T P Mills Road, Virudhungan Dist, Rajapalayam, Tamil Nadu - 626117. **Rajkot:** 302, Metro Plaza, Near Moti Tanki Chowky, Rajkot, Gujarat - 360 001. **Ranchi:** Room No 307 3rd Floor, Commerce Tower, Beside Mahabir Tower, Ranchi, Jharkhand - 834001. **Ratlam:** 1 Nagpal Bhawan, Free Ganj Road, Do Barti, Near Nokia Care, Ratlam, Madhya Pradesh - 457001. **Renukoot:** Radhika Bhavan, Opp. Padmini Hotel, Murdha, Renukoot, Renukoot, Uttar Pradesh - 231217. **Rewa:** 1st Floor, Angoori Building, Besides Allahabad Bank, Trans University Road, Civil Lines, Rewa, Madhya Pradesh - 485001. **Rohtak:** 1st Floor, Ashoka Plaza, Delhi Road, Rohtak, Haryana - 124001. **Roorkee:** Shree Ashadeep Complex, 16, Civil Lines, Near Income Tax office, Roorkee, Uttaranchal - 247667. **Rourkela:** 1st Floor Sandhu Complex, Kachery Road, Uditnagar, Rourkela, Orissa - 769012. **Sagar:** II Floor, Above Shiva Kanch Mandir, 5 Civil Lines, Sagar, Madhya Pradesh - 470002. **Saharanpur:** 18 Mission Market, Court Road, Saharanpur, Uttar Pradesh - 247001. **Salem:** No 3/250, Brindavan Road, 6Th Cross, Perumal Kovil Back Side, Fairland's, Salem, Tamil Nadu - 636016. **Sambalpur:** Koshal Builder Complex, Near Goal Bazaar Petrol Pump, Sambalpur-768 001. **Satna:** 1st Floor, Gopal Complex, Near Bus Stand, Rewa Road, Satna, Madhya Pradesh - 485001. **Shaktinagar:** 1st/A-375, V V Colony, Dist Sonebhadra, Shaktinagar, Uttar Pradesh - 231222. **Shillong:** Annex Mani Bhawan, Lower Thana Road, Near R K M Lp School, Shillong, Meghalaya - 793001. **Shimla:** Triveni Building, By Pas Chowk Khallini, Shimla, Himachal Pradesh - 171002. **Shimoga:** Sri Matra Naika Complex, 1st Floor, Above Shimoga Diagnostic Centre, Llr Road, Durgigudi, Shimoga, Karnataka - 577201. **Shivpuri:** 1st Floor, M. P. R. P. Building, Near Bank of India, Shivpuri, Madhya Pradesh - 473551. **Sikar:** First Floor, Super Tower, Behind Ram Mandir Near Taparya Bagichi, Sikar, Rajasthan - 332001. **Silchar:** N. N. Dutta Road, Chowchakra Complex, Premtala, Silchar, Assam - 788001. **Siliguri:** Nanak Complex, Sevoke Road, Siliguri, West Bengal - 734001. **Sitapur:** 12/12-A Sura Complex, Arya Nagar Opp, Mal Godam, Sitapur, Uttar Pradesh - 261001. **Sivakasi:** 363, Thiruthangal Road, Opp: Theb, Sivakasi, Tamil Nadu - 626123. **Solan:** Sahni Bhawan, Adjacent Anand Cinema Complex, The Mall, Solan, Himachal Pradesh - 173212. **Solapur:** Block No 06, Vaman Nagar, Opp D-Mart, Jule Solapur, Solapur, Maharashtra - 413004. **Sonepat:** 205 R Model Town, Above Central Bank of India, Sonepat, Haryana - 131001. **Sri Ganganagar:** 35E Block, Opp: Sheela Mata Vaateka Sri Ganganagar, Sri Ganganagar, Rajasthan - 335001. **Srikakulam:** D. No-4-1-28/1, Venkateswara Colony, Near Income Tax office, Srikakulam, Andhra Pradesh - 532001. **Sultanpur:** 1077/3, Civil Lines Opp Bus Stand, Civil Lines, Sultanpur, Uttar Pradesh - 228001. **Surat:** G-5 Empire State Building, Nr Udhna Darwaja, Ring Road, Surat, Gujarat - 395002. **Thanjavur:** No. 70, Nalliah Complex, Srinivasam Pillai Road, Tanjore, Tamil Nadu - 613001. **Thodupuzha:** First Floor, Pulimoottil Pioneer, Pala Road, Thodupuzha, Kerala - 685584. **Tirunelveli:** 55/18, Jeney Building, S N Road, Near Aravind Eye Hospital, Tirunelveli, Tamil Nadu - 627001. **Tirupathi:** H. No:10-13-425, 1st Floor, Tilak Road, Opp: Sridevi Complex, Tirupathi, Andhra Pradesh - 517501. **Tirupur:** First Floor, 244 A, Above Selvakumar Dept Stores, Palladam Road, Opp To Cotton Market Complex, Tirupur, Tamil Nadu - 641604. **Tiruvalla:** 2nd Floor, Erinjeri Complex, Ramanchira, Opp Axis Bank, Thiruvalla, Kerala - 689107. **Trichur:** 2nd Floor, Brothers Complex, Naikkanal Junction, Shornur Road, Near Dhanalakshmi Bank H O, Thrissur, Kerala - 680001. **Trichy:** 60, Sri Krishna Arcade, Thennur High Road, Trichy, Tamil Nadu - 620017. **Trivandrum:** 2nd Floor, Akshaya Tower, Sasthamangalam, Trivandrum, Kerala - 695010. **Tuticorin:** 4 - B, A34 - A37, Mangalmal Mani Nagar, Opp. Rajaji Park, Palayamkottai Road, Tuticorin, Tamil Nadu - 628003. **Udaipur:** 201-202, Madhav Chambers, Opp G P O, Chetak Circle, Udaipur, Rajasthan - 313001. **Ujjain:** 101 Aashta Tower, 13/1 Dhanwantri Marg, Freeranj, Ujjain, Madhya Pradesh - 456010. **Valsad:** Shop No 2, Phiroza Corner, Opp Next Show Room, Tithal Road, Valsad, Gujarat - 396001. **Vapi:** Shop No-12, Ground Floor, Sheetal Appatment, Near K P Tower, Vapi, Gujarat - 396195. **Varanasi:** D-64/1321st Floor, Anant Complex, Sagra, Varanashi, Uttar Pradesh - 221010. **Vellore:** 1, M N R Arcade, officers Line, Krishna Nagar, Vellore, Tamil Nadu - 632001. **Vijayanagar:** Soubhagya, 19-6-1/3, 2nd Floor, Near Fort Branch, Opp: Three Temples, Vizianagaram, Andhra Pradesh - 535002. **Vijayawada:** 39-10-7, Opp: Municipal Water Tank, Labbipet, Vijayawada, Andhra Pradesh - 520010. **Visakhapatnam:** Door No: 48-8-7, Dwaraka Diamond, Ground Floor, Srinagar, Visakhapatnam, Andhra Pradesh - 530016. **Warangal:** 5-6-95, 1 St Floor, Opp: B. Ed Collage, Lashkar Bazar, Chandra Complex, Hanmakonda, Warangal, Telangana - 506001. **Yamuna Nagar:** Jagdhari Road, Above Uco Bank, Near D. A. V. Girls College, Yamuna Nagar, Haryana - 135001.



**GOOD FOR
YOUR HEALTH**

**GOOD FOR
YOUR FINANCIAL
HEALTH**

INVEST THROUGH SIP

Step by step investment through SIP - goes a long way towards achieving financial goals

Power of Compounding
Through SIP, your small investments have the potential to earn further return.

Averaging
Over a period of time, your investment becomes an average of the highs and lows in the market.

*Begin by identifying your financial needs,
invest systematically and realize your financial goals.*



An Investor Education & Awareness Initiative



IDBI Asset Management Limited (Investment Manager to IDBI Mutual Fund)
CIN: U65100MH2010PLC199319

Regd. Off.: IDBI Tower, WTC Complex, Cuffe Parade, Colaba, Mumbai - 400 005.
Corp. Off.: 5th Floor, Mafatlal Centre, Nariman Point, Mumbai - 400 021.
All India Toll Free No.: 1800-419-4324. **Tel. No.:** (+91 22) 6644 2800.
Fax No.: (+91 22) 6644 2801. **Email ID:** contactus@idbimutual.co.in
SMS: IDBIMF to 09220092200. **Website:** www.idbimutual.co.in

Mutual Fund investments are subject to market risks, read all scheme related documents carefully.